

# Common Core Document Forming Part of the Reports

---

## Third Report on the ICCPR and ICESCR

Republic of China (Taiwan) 



June 2020

## **Editor's Introduction**

Article 40 of the International Covenant on Civil and Political Rights, Article 16 and Article 17 of the International Covenant on Economic, Social and Cultural Rights (hereinafter referred to as the two covenants), and Article 6 of the Act to Implement the Two Covenants require Taiwan to establish a human rights report system. To fulfill the aforementioned requirement and establish an international human rights dialogue platform, Taiwan released its initial and second national reports on the implementation of the two covenants in accordance with United Nations guidelines in 2012 and 2016. International human rights experts were invited to Taiwan to review the reports in Taiwan and they adopted two rounds of Concluding Observations and Recommendations on the current state of human rights in Taiwan and specifically pointed out deficiencies in human rights protection in Taiwan that have not been improved. In response, Taiwan is required to actively identify ways to improve upon such deficiencies and enhance human rights protection in legal and administrative measures. To meet requirements for the periodic review of human rights protection mechanisms and improve human rights standards in alignment with international trends, Taiwan thus published its third national reports in April 2020.

According to the *Compilation of guidelines on the form and content of reports to be submitted by States parties to the international human rights treaties* established by the United Nations and the *Guidelines for the treaty-specific document to be submitted by States parties under Article 40 of the International Covenant on Civil and Political Rights* amended in 2010, the third national reports on Taiwan's implementation of the two covenants submitted by Taiwan to the International Review Committee include common core documents, treaty-specific documents, and responses to the Concluding Observations and Recommendations for the second national reports. The four volumes mainly describe Taiwan's implementation of the two covenants and improvements for the weaknesses proposed in the Concluding Observations and Recommendations for the second national reports from 2015 to 2019. As Taiwan has established mechanisms for drafting periodic national reports on conventions such as the Convention on the Elimination of All Forms of Discrimination against Women, Convention on the Rights of the Child, and Convention on the Rights of Persons with Disabilities, to avoid the need for continuous review and searches by

international human rights experts when contents of the national reports on conventions are cited or referenced and to respond to the accumulation of data, the contents of these four-volume reports published shall be mutually cited or referenced and contents of other national reports on conventions shall not be cited or referenced during the editing. Instead, the contents of other national reports on conventions that need to be cited or referenced shall be summarized and included in the third national reports.

Taiwan's first two national reports were both submitted by the Presidential Office Human Rights Consultative Committee. As a result of the amendment of the Directions for the Establishment of the Human Rights Consultative Committee on April 26, 2017, the regulations on assigning the task of formulating the national reports on the two covenants to the Committee were removed. The Committee then proposed a suggestion in the 35th meeting of the Committee on April 12, 2019, for the Executive Yuan to draft the reports. The proposal was approved by the Executive Yuan and the Executive Yuan was thus tasked to draft the third national reports.

To draft the third national reports, the Ministry of Justice formulated the Drafting of the ICCPR/ICESCR Third National Reports project. According to related matters specified in the organization of the plan, the Ministry of Justice organized one drafting assignment meeting and three drafting seminars, and completed the establishment of the ICCPR/ICESCR National Reports Task Force (composed of 11 members including experts, scholars, members of the Presidential Office Human Rights Consultative Committee, and members of related human rights task forces of the Executive Yuan) in May 2019. The task force preparation meeting was convened on July 1, 2019. Two rounds totaling 19 sessions of review meetings were held from July 23 to September 12, 2019; 10 sessions of preliminary editing meetings were held from October 25 to November 15, 2019; 33 sessions of secondary editing meetings were held from October 30 to December 24, 2019; one Task Force finalized draft meeting was held on December 18, 2019; the third national reports were submitted to the Human Rights Promotion Task Force of the Executive Yuan and the contents were confirmed and passed in the 38th committee meeting held on January 7, 2020. Two rounds of review committees were organized in this period and members of the Presidential Office Human Rights Consultative Committee, related authorities, and civil societies were invited to attend and

take part in intensive discussions. We collected opinions from all sectors regarding the contents of national reports and used the professional experience of the Task Force to assist in the editing and completion of the reports.

The process of drafting the third national reports improved the direct communication channels between government authorities and civil organizations, compiled an inventory of existing resources of the government, and outlined visions for human rights to jointly create a high-quality human rights environment. We also hope that the international review committee members understand the efforts of the ROC government and civil organizations to enhance protection of human rights in the period between the second and third national reports.



## Table of Contents

<b>Common Core Document Forming Part of the Reports .....</b>	<b>1</b>
<b>I. Profile of the Nation Submitting the Reports.....</b>	<b>1</b>
<b>A. Demographic, Economic, Social, and Cultural Characteristics .....</b>	<b>1</b>
Demographic Indicators .....	1
Living Standards among People of Varying Social, Economic, and Cultural Status ..	10
Right to Health Indicators.....	16
<b>B. Constitutional, Political and Legal Framework of the Reporting Nation .....</b>	<b>19</b>
Constitutional, Political and Legal Framework .....	19
Political System Indicators .....	22
Crime and Justice Indicators .....	28
Media Coverage.....	32
Nongovernmental Organizations .....	33
<b>II. General Framework for the Protection and Promotion of Human Rights .....</b>	<b>35</b>
<b>C. Acceptance of International Human Rights Standards .....</b>	<b>35</b>
Approval of Major International Documents on Human Rights .....	35
<b>D. Legal Framework that Serves to Protect Human Rights at the State Level .....</b>	<b>35</b>
The Constitution.....	35
Human Rights Conventions Included in Domestic Legislation .....	36
Domestic Laws Protect Rights Enshrined in the International Covenant on Civil and Political Rights .....	37
Domestic Laws Protect Rights Enshrined in the International Covenant on Economic, Social and Cultural Rights .....	38
Domestic Laws Protect Rights Enshrined in the Convention on the Rights of the Child .....	38
Domestic Laws Protect Rights Enshrined in the Convention on the Rights of Persons with Disabilities .....	38
Domestic Laws Protect Rights Enshrined in the Convention on the Elimination of All Forms of Discrimination against Women .....	39
Legislative Departments .....	39
Judicial Departments .....	39
Administrative Departments.....	39
Citation of the Two Covenants.....	40
Remedies for Rights Violations .....	42
<b>E. Legal Framework that Serves to Enhance Human Rights at the State Level.....</b>	<b>42</b>
Relevant Training and Advocacy of Human Rights Instruments.....	45
Measures Taken to Enhance Social Involvement in Human Rights Protection .....	49
International Cooperation, Development, and Assistance .....	51

<b>E. Reporting Procedures at the National Level .....</b>	<b>54</b>
<b>III. Information on Nondiscrimination, Equality, and Effective Relief Measures .....</b>	<b>56</b>
<b>G. Nondiscrimination and Equality .....</b>	<b>56</b>
<b>Inequality Caused by Economic and Social Conditions .....</b>	<b>56</b>
<b>Rights to be Improved with ICCPR .....</b>	<b>58</b>
<b>Protection of the Rights of Various Disadvantaged Groups.....</b>	<b>58</b>
<b>Other Specific Measures for Attaining Equality .....</b>	<b>60</b>
<b>Various Educational Programs Advanced by the Government and Associated     Promotional Activities.....</b>	<b>62</b>

## List of Tables

<b>Table 1</b>	<b>Population, Population Growth, Sex Ratio, and Population Density.....</b>	<b>2</b>
<b>Table 2</b>	<b>Demographic Statistics .....</b>	<b>3</b>
<b>Table 3</b>	<b>Life Expectancy .....</b>	<b>5</b>
<b>Table 4</b>	<b>Regional Demographic Statistics .....</b>	<b>5</b>
<b>Table 5</b>	<b>Distribution of the Indigenous Population over the Age of 15.....</b>	<b>6</b>
<b>Table 6</b>	<b>Population of Indigenous People by Region .....</b>	<b>7</b>
<b>Table 7</b>	<b>Number of Persons with Disabilities .....</b>	<b>8</b>
<b>Table 8</b>	<b>Analysis of the Disability Levels of Persons with Disabilities .....</b>	<b>8</b>
<b>Table 9</b>	<b>Average Annual Employment Remuneration and Current Transfer Receipts per Household .....</b>	<b>11</b>
<b>Table 10</b>	<b>Status of Nationwide Households and Low-income Households.....</b>	<b>12</b>
<b>Table 11</b>	<b>Student-Teacher Ratios in Public Schools .....</b>	<b>13</b>
<b>Table 12</b>	<b>Labor Force Participation Rate.....</b>	<b>14</b>
<b>Table 13</b>	<b>Employment Rate.....</b>	<b>14</b>
<b>Table 14</b>	<b>Unions and Members .....</b>	<b>15</b>
<b>Table 15</b>	<b>Macroeconomic Overview .....</b>	<b>15</b>
<b>Table 16</b>	<b>Deaths and Mortality Rate for Most Common Cancers .....</b>	<b>17</b>
<b>Table 17</b>	<b>Statistics on Notifiable Communicable Diseases .....</b>	<b>18</b>
<b>Table 18</b>	<b>Number of Elected Local Administrators, Chiefs of Villages, and Local Representatives.....</b>	<b>24</b>
<b>Table 19</b>	<b>Number of Eligible Voters in National Elections.....</b>	<b>24</b>
<b>Table 20</b>	<b>Election of Legislators—Number Elected and Gender Distribution .....</b>	<b>25</b>
<b>Table 21</b>	<b>Election of Local Public Officials—Number Elected and Gender Distribution .....</b>	<b>25</b>
<b>Table 22</b>	<b>Election of Central Public Officials President and Vice President—Number and Gender Distribution of Eligible Voters/Votes Cast .....</b>	<b>26</b>
<b>Table 23</b>	<b>Election of Central Public Officials Legislators—Number of Eligible Voters/Votes Cast.....</b>	<b>26</b>
<b>Table 24</b>	<b>Election of Local Public Officials—Number of Voters and Gender Distribution.....</b>	<b>26</b>
<b>Table 25</b>	<b>Applied and Approved Cases of Crime Victim Compensation.....</b>	<b>29</b>
<b>Table 26</b>	<b>Average Number of Days Required for Closing a Case at Different Court Levels.....</b>	<b>30</b>
<b>Table 27</b>	<b>Average Number of Days Required for Closing a Case in Intellectual Property Courts .....</b>	<b>30</b>
<b>Table 28</b>	<b>Percentage of Defendants, Inmates, and Detainees Granted Free Legal Aid Relative to Total No. of Applicants .....</b>	<b>31</b>



<b>Table 29</b>	<b>Mortality Rates of Detainees in Custody .....</b>	<b>32</b>
<b>Table 30</b>	<b>UN Human Rights Conventions and Covenants Ratified, Adopted, or Incorporated into Domestic Legislation in Taiwan.....</b>	<b>65</b>
<b>Table 31</b>	<b>Other UN-related International Human Rights Conventions Ratified, Adopted, or Incorporated into Domestic Legislation in Taiwan .....</b>	<b>67</b>
<b>Table 32</b>	<b>International Labor Organization Conventions Signed, Ratified, or Acceded to by Taiwan.....</b>	<b>68</b>
<b>Table 33</b>	<b>Relevant UN Educational, Scientific, and Cultural Organization Conventions Signed, Ratified, or Acceded to by Taiwan .....</b>	<b>69</b>
<b>Table 34</b>	<b>Hague Conference on Private International Law Conventions Signed, Ratified, or Acceded to by Taiwan .....</b>	<b>69</b>

## **List of Figures**

<b>Figure 1</b>	<b>Number of Births and Deaths .....</b>	<b>4</b>
<b>Figure 2</b>	<b>System of Government of the Republic of China.....</b>	<b>19</b>
<b>Figure 3</b>	<b>Illustration of the Single-district Two-votes System .....</b>	<b>23</b>
<b>Figure 4</b>	<b>Operating Flowchart for the Drafting of the National Reports on Core Human Rights Covenants and Organization of International Review Meetings .....</b>	<b>70</b>
<b>Figure 5</b>	<b>Task Assignment for the Drafting of the National Reports on Core Human Rights Covenants and Organization of International Review Meetings .....</b>	<b>71</b>

## **Common Core Document Forming Part of the Reports**

### **I. Profile of the Nation Submitting the Reports**

#### **A. Demographic, Economic, Social, and Cultural Characteristics**

1. Taiwan is a democracy with cultural diversity and economic prosperity, and its people practice freedom of worship in a variety of religions. The country boasts diverse terrain features and rich ecological environments. Many people of different ethnic background and national origin have over time been attracted to this land. Taiwan's history and culture are significantly influenced by Chinese and Austronesian culture. The colonial regimes of the Netherlands, Spain and Japan, and new immigrants from Asia also left their cultural legacies on these islands. The influence of diverse cultures can be seen today in Taiwanese cuisine and languages.
2. The Republic of China was founded in 1912, at which time the total area under its jurisdiction was 11,418,174 square kilometers. In December 1949, the ROC government relocated to Taiwan and has since held control over the following territories: Taiwan, Penghu, Kinmen, Matsu, the Tungsha (Pratas) Islands, the Chungsha (Macclesfield Bank) Islands, the Shisha (Paracel) Islands, and the Nansha (Spratly) Islands, the collective of which will hereinafter be referred to simply as "Taiwan." The total area under the country's jurisdiction is 36,193.62 square kilometers.

#### **Demographic Indicators**

3. Han Chinese currently comprise the largest ethnic group in Taiwan, accounting for 96.6% of the island's total population. Of the remainder, 2% consists of the indigenous people of Taiwan and immigrants with household registration account for 1.4%<sup>1</sup> of the total population. Inter-marriage between ethnic groups is common, and different groups have converged gradually over time. According to the Ministry of Culture, people of Mongolian origin currently total 472 in 213 households in Taiwan, whereas people of Tibetan origin total 634 in 340 households. According to a survey conducted in 2016, the Hakka population (whether

---

<sup>1</sup> Throughout the document, percentages are rounded off and so may not add up to 100.

by descent or identification, as defined in the Hakka Basic Act) totaled approximately 4,537,000, representing 19.3% of the total population.

4. As of October 2019, there were 925,401 foreigners residing in Taiwan with valid Alien Resident Certificates (ARC), 431,720 (46.65%) of whom were male and 493,681 (53.35%) of whom were female. The majority consists of migrant workers, totaling 752,709 (81.34%). The number and ratio of migrant workers has continued to increase over the years. The next largest categories of foreigners were dependent immigrants 67,127 (7.25%), students 50,226 (5.43%), professionals 26,119 (2.82%), investors 313 (0.03%), missionaries 1,702 (0.18%), and others 27,205 (2.94%).
5. The most common language remains Chinese (Mandarin). The monolingual policy adopted by the ROC in the past has led to the severe loss of languages of certain groups. To protect and revive the languages of different ethnicities in Taiwan and Taiwan Sign Language, the government established (amended) the Indigenous Languages Development Act, Hakka Basic Act, and Development of National Languages Act from 2017 to 2019. These acts grant equal status to languages of all ethnicities and Taiwan Sign Language before the law.
6. The ROC population continues to increase. However, the population growth rate has fallen from 2.49‰ in 2015 to 0.6‰ in 2019, whereas the sex ratio has also declined in recent years. The population density has increased marginally year after year. Table 1 shows Taiwan’s total population, population growth, sex ratio, and population density between 2015 and 2019.

**Table 1 Population, Population Growth, Sex Ratio, and Population Density**

Unit: persons; ‰; persons/square kilometer

Item Year	Total population			Population growth	Sex ratio	Population density
	Total	Male	Female			
2015	23,492,074	11,712,047	11,780,027	2.49	99.42	649
2016	23,539,816	11,719,270	11,820,546	2.03	99.14	650
2017	23,571,227	11,719,580	11,851,647	1.33	98.89	651
2018	23,588,932	11,129,913	11,876,019	0.75	98.63	652
2019	23,603,121	11,705,186	11,897,935	0.60	98.38	652

Source: Ministry of the Interior

7. Between 2015 and 2019, the population aged 0-14 fell from 3,187,780 to 3,010,351 (representing 12.75% of the total), whereas the population aged 15-64 decreased from 17,365,175 to 16,985,643 (representing 71.96% of the total) and the population aged 65 and above increased from 2,938,579 to 3,607,127 (representing 15.28% of the total). This shows a gradual decrease in the number of younger people and a gradual increase in the number of older people.
8. The dependency ratio (measuring the percentage of the population aged 14 and below and 65 and above relative to the population aged 15-64) was 35.28 in 2015, 36.13 in 2016, 36.95 in 2017, and 38.96 in 2019. This means that every 100 people of the working population are supporting 38.96 dependents. The dependence ratio continues to increase. Demographic statistics for the period 2015-2019 are presented in Table 2.

**Table 2 Demographic Statistics**

Unit: persons; %, %

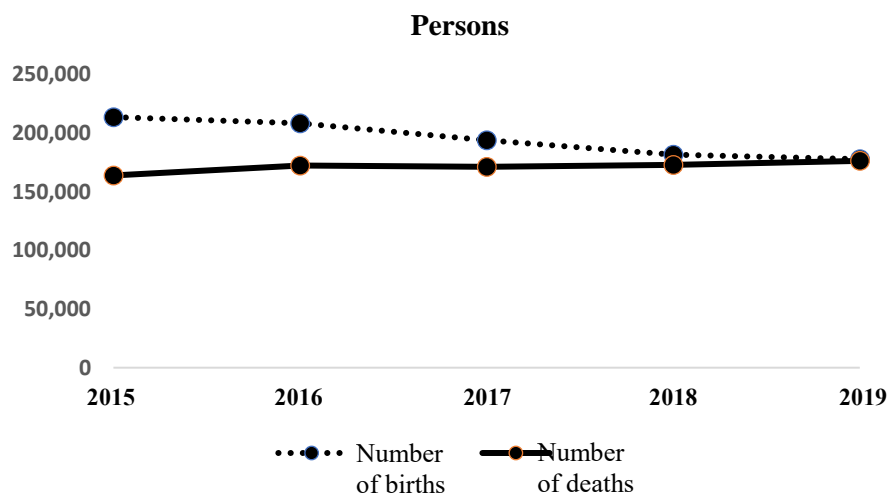
Year	Age						Dependency ratio	Births		Deaths		Marital status of population aged 15 and above (%)				Total fertility rate	Average no. of people per household	Percentage of households with female head aged 51 and above (%)
	0-14		15-64		Age 65 and above			Births	Crude birth rate (‰)	Deaths	Crude death rate (‰)	Unmarried	Married	Divorced	Widowed			
	Population	Ratio (%)	Population	Ratio (%)	Population	Ratio (%)												
2015	3,187,780	13.57	17,365,715	73.92	2,938,579	12.51	35.28	213,598	9.10	163,858	6.98	34.64	50.94	8.03	6.40	1.18	2.77	42.72
2016	3,141,881	13.35	17,291,830	73.46	3,106,105	13.20	36.13	208,440	8.86	172,405	7.33	34.52	50.18	8.20	6.46	1.17	2.75	42.08
2017	3,091,873	13.12	17,211,341	73.02	3,268,013	13.86	36.95	193,844	8.23	171,242	7.27	34.46	50.61	8.39	6.53	1.12	2.73	42.42
2018	3,048,227	12.92	17,107,188	72.52	3,433,517	14.56	37.89	181,601	7.70	172,784	7.33	34.36	50.45	8.59	6.60	1.06	2.70	42.75
2019	3,010,351	12.75	16,985,643	71.96	3,607,127	15.28	38.96	177,767	7.53	176,296	7.47	34.26	50.29	8.78	6.67	1.05	2.67	43.06

Source: Ministry of the Interior

Note: Birth and death statistics are based on date of registration; total fertility rate is based on date of occurrence.

9. The number of new births decreased from 213,598 in 2015 to 177,767 in 2019. The crude birth rate, on the other hand, decreased from 9.10‰ in 2015 to 7.53‰ in 2019. It is evident that the nation is currently seeing low fertility rates. Meanwhile, the number of deaths was 163,858 in 2015, 172,405 in 2016, 171,242 in 2017, 172,784 in 2018, and 176,296 in 2019. The crude death rate in the last four years was 7.33‰, 7.27‰, 7.33‰, and 7.47‰, respectively. The number may be shifting but mortality rates are low, as shown in Figure 1.

**Figure 1 Number of Births and Deaths**



Source: Ministry of the Interior

10. The percentages of unmarried, married, divorced, and widowed people aged 15 and above relative to the total population aged 15 and above and children born to married couples or out of wedlock between 2015 and 2019 are explained below: The percentage of unmarried people fell from 34.64% to 34.26%, the percentage of married people fell from 50.94% to 50.29%, the percentage of divorced people increased from 8.03% to 8.78%, and the percentage of widowed people also rose from 6.40% to 6.67%. The percentage of children born to married couples fell from 96.23% to 96.11%, and the percentage of children born out of wedlock (including children without competent parent or guardian) increased from 3.77% to 3.89%.
11. The fertility rate of women at childbearing age from 2015 to 2019 was 1.18%, 1.17%, 1.12%, 1.06%, and 1.05%, respectively, which put the nation among those with low fertility.
12. The average number of people per household also decreased from 2015 to 2019, numbering 2.77 persons, 2.75 persons, 2.73 persons, 2.70 persons, and 2.67 persons.

13. Table 3 shows life expectancy between 2015 and 2018.

**Table 3 Life Expectancy**

Unit: years

Year	Gender	Total	Male	Female
2015		80.20	77.01	83.62
2016		80.00	76.81	83.42
2017		80.39	77.28	83.70
2018		80.69	77.55	84.05

Source: Ministry of the Interior

14. Regional demographic statistics covering the period 2015-2019 are presented in Table 4.

**Table 4 Regional Demographic Statistics**

Unit: persons; %

Year and region	Total population		Sex ratio	0-14		15-64		Age 65 and above		Aging index	Indigenous population	
	Total population	Percentage of total		Percentage of total	Percentage of total	Percentage of total	Percentage of total	Indigenous population	Percentage of total			
2015	23,492,074	100.00	99.42	3,187,780	13.57	17,365,715	73.92	2,938,579	12.51	92.18	546,698	2.33
2016	23,539,816	100.00	99.14	3,141,881	13.35	17,291,830	73.46	3,106,105	13.20	98.86	553,228	2.35
2017	23,571,227	100.00	98.89	3,091,873	13.11	17,211,341	73.02	3,268,013	13.86	105.70	559,426	2.37
2018	23,588,932	100.00	98.63	3,048,227	12.92	17,107,188	72.52	3,433,517	14.56	112.64	565,561	2.40
2019	23,603,121	100.00	98.38	3,010,351	12.75	16,985,549	71.96	3,607,127	15.28	119.82	571,427	2.42
<b>Northern region</b>	10,748,581	100.00	95.92	1,436,292	13.36	7,719,987	71.82	1,592,302	14.81	110.86	202,459	1.88
<b>New Taipei City</b>	4,018,696	100.00	95.55	486,253	12.10	2,953,932	73.50	578,511	14.40	118.97	56,592	1.41
<b>Taipei City</b>	2,645,041	100.00	90.98	355,500	13.44	1,811,597	68.49	477,944	18.07	134.44	16,996	0.64
<b>Taoyuan City</b>	2,249,037	100.00	98.52	334,572	14.88	1,642,117	73.01	272,348	12.11	81.40	75,872	3.37
<b>Keelung City</b>	368,893	100.00	99.67	38,171	10.35	269,711	73.11	61,011	16.54	159.84	9,435	2.56
<b>Hsinchu City</b>	448,803	100.00	97.24	76,713	17.09	315,824	70.37	56,266	12.54	73.35	4,289	0.96
<b>Yilan County</b>	454,178	100.00	101.90	53,627	11.81	325,380	71.64	75,171	16.55	140.17	17,424	3.84
<b>Hsinchu County</b>	563,933	100.00	104.25	91,456	16.22	401,426	71.18	71,051	12.60	77.69	21,851	3.87
<b>Central region</b>	5,808,940	100.00	100.97	760,416	13.09	4,178,269	71.93	870,255	14.98	114.44	84,505	1.45
<b>Taichung City</b>	2,815,261	100.00	96.72	400,574	14.23	2,052,438	72.90	362,249	12.87	90.43	35,297	1.25
<b>Miaoli County</b>	545,459	100.00	106.48	66,926	12.27	388,155	71.16	90,378	16.57	135.04	11,410	2.09
<b>Changhua County</b>	1,272,802	100.00	103.53	163,021	12.81	906,565	71.23	203,216	15.97	124.66	5,941	0.47
<b>Nantou County</b>	494,112	100.00	104.68	53,113	10.75	352,746	71.39	88,253	17.86	166.16	29,284	5.93
<b>Yunlin County</b>	681,306	100.00	107.41	76,782	11.27	478,365	70.21	126,159	18.52	164.31	2,573	0.38
<b>Southern region</b>	6,349,298	100.00	99.73	735,402	11.58	4,580,553	72.14	1,033,343	16.27	140.51	111,118	1.75
<b>Tainan City</b>	1,880,906	100.00	99.34	227,496	12.10	1,357,463	72.17	295,947	15.73	130.09	8,201	0.44
<b>Kaohsiung City</b>	2,773,198	100.00	97.61	328,427	11.84	2,006,319	72.35	438,452	15.81	133.50	35,200	1.27
<b>Chiayi City</b>	267,690	100.00	94.12	35,968	13.44	190,265	71.08	41,457	15.49	115.26	1,123	0.42

Year and region	Total population		Sex ratio	0-14		15-64		Age 65 and above		Aging index	Indigenous population	
		Percentage of total			Percentage of total		Percentage of total		Percentage of total			Percentage of total
Chiayi County	503,113	100.00	108.01	46,469	9.24	357,640	71.09	99,004	19.68	213.05	5,899	1.17
Pingtung County	819,184	100.00	104.10	86,149	10.52	591,915	72.26	141,120	17.23	163.81	60,087	7.33
Penghu County	105,207	100.00	106.60	10,893	10.35	76,951	73.14	17,363	16.50	159.40	608	0.58
Eastern region	543,028	100.00	103.85	63,843	11.76	388,683	71.58	90,502	16.67	141.76	171,984	31.67
Taitung County	216,781	100.00	106.04	25,127	11.59	155,418	71.69	36,236	16.72	144.21	78,695	36.30
Hualien County	326,247	100.00	102.42	38,716	11.87	233,265	71.50	54,266	16.63	140.16	93,289	28.59
Kinmen and Matsu	153,274	100.00	102.31	14,398	9.39	118,151	77.08	20,725	13.52	143.94	1,361	0.89
Kinmen County	140,185	100.00	99.76	12,858	9.17	108,178	77.17	19,149	13.66	148.93	1,137	0.81
Lienchiang County	13,089	100.00	134.23	1,540	11.77	9,973	76.19	1,576	12.04	102.34	224	1.71

Source: Ministry of the Interior

Note: Regions specified in bold fonts are special municipalities.

15. Since the introduction of the Status Act for Indigenous Peoples in 2001, there has been an increase in the number of people seeking to reinstate or acquire indigenous identity. Table 5 shows the population distribution of indigenous peoples over the age of 15 in 2019; Table 6 shows demographic statistics for indigenous people by region in 2019.

**Table 5 Distribution of the Indigenous Population over the Age of 15**

Unit: households; persons; %

Administrative district	Number of households	Population over the age of 15	Population distribution
	2019	2019	2019
Total	198,680	459,761	100.00
Mountain areas	51,813	137,241	29.85
Lowland cities, towns, and townships with significant indigenous populations	50,895	112,918	24.56
Cities, towns, and townships with small indigenous populations	95,972	209,602	45.59

Source: Ministry of the Interior

**Table 6 Population of Indigenous People by Region**

Unit: persons; %

		2019																	
Region	Number of persons by tribe																		Not reported
	Total	Ratio	Amis	Atayal	Paiwan	Bunun	Rukai	Peinan	Tsou	Saisiat	Yami (Tao)	Thao	Kavalan	Truku	Sakizaya	Seediq	Hla' alua	Kanakanavu	
Total	571,427	100.00	213,368	92,014	102,625	59,497	13,462	14,512	6,698	6,735	4,680	816	1,494	32,292	984	10,436	413	355	11,046
New Taipei City	56,592	9.90	33,382	7,588	4,532	3,771	561	1,358	223	536	91	46	303	2,132	52	319	14	—	1,684
Taipei City	16,996	2.97	8,072	2,941	1,686	1,105	249	518	175	188	52	24	39	947	35	241	1	1	722
Taoyuan City	75,872	13.28	36,165	21,205	6,105	4,585	516	1,187	211	1,119	123	36	178	2,390	132	503	1	6	1,410
Taichung City	35,297	6.18	10,517	9,333	6,790	4,671	408	747	290	223	89	150	52	713	16	851	13	20	414
Tainan City	8,201	1.44	2,563	682	2,515	1,149	229	366	109	30	18	17	15	290	7	80	2	6	123
Kaohsiung City	35,200	6.16	9,868	1,433	8,978	9,155	2,691	829	595	62	47	20	33	621	13	164	332	295	64
Taiwan Province	341,908	59.83	112,134	48,659	71,837	34,932	8,790	9,487	5,072	4,559	4,257	521	869	25,119	728	8,263	50	26	6,605
Yilan County	17,424	3.05	2,250	13,279	329	324	45	118	29	34	4	4	12	510	8	42	1	1	434
Hsinchu County	21,851	3.82	1,977	16,371	574	424	69	142	44	1,592	16	10	9	252	13	78	—	1	279
Miaoli County	11,410	2.00	1,454	6,290	422	380	26	91	24	2,348	18	14	14	141	1	65	3	—	119
Changhua County	5,941	1.04	2,182	511	1,397	995	149	208	54	29	14	27	24	149	—	106	2	8	86
Nantou County	29,284	5.12	1,010	5,851	521	14,045	70	85	246	47	5	430	3	120	3	6,826	11	2	9
Yunlin County	2,573	0.45	1,059	306	438	349	56	65	44	26	11	—	3	123	2	26	2	—	63
Chiayi County	5,899	1.03	617	202	339	327	36	72	4,058	32	2	20	1	58	1	43	4	1	86
Pingtung County	60,087	10.52	2,361	461	49,079	803	6,080	237	70	30	13	5	13	188	8	33	21	7	678
Taitung County	78,695	13.77	36,336	531	16,884	8,357	2,096	7,701	39	55	4,132	2	107	221	6	34	2	2	2,190
Hualien County	93,289	16.33	53,258	2,728	904	8,275	76	501	36	66	23	—	652	22,898	670	904	4	—	2,294
Penghu County	608	0.11	233	85	145	60	12	24	7	3	1	—	—	19	—	14	—	4	1
Keelung City	9,435	1.65	7,542	669	284	248	18	100	28	17	8	3	16	218	8	43	—	—	233
Hsinchu City	4,289	0.75	1,614	1,286	385	204	38	97	19	272	10	5	4	194	2	35	—	—	124
Chiayi City	1,123	0.20	241	89	136	141	19	46	374	8	—	1	11	28	6	14	—	—	9
Fujian Province	1,361	0.24	667	173	182	129	18	20	23	18	3	2	5	80	1	15	—	1	24
Kinmen County	1,137	0.20	563	138	154	114	17	16	20	17	1	2	3	56	1	11	—	1	23
Lienchiang County	224	0.04	104	35	28	15	1	4	3	1	2	—	2	24	—	4	—	—	1

Source: Ministry of the Interior



16. The ratio of people with disabilities as a proportion of total population increased marginally from 4.52% in 2008 to 4.81% in 2013 and 4.98% in 2018. Analysis of the number of people with disabilities and the gender and disability levels of people with disabilities from 2015 to 2019 is provided in Table 7 and Table 8.

**Table 7 Number of Persons with Disabilities**

Unit: persons

Category	Total number of persons with disabilities	Persons with visual impairment	Persons with hearing impairment	Persons with balance impairment	Persons with language disability	Persons with physical disability	Persons with learning disability	Persons with severe organ impairment	Persons with facial disfigurement	Persons in vegetative state	Persons with dementia	Persons with autism	Persons with chronic mental health conditions	Persons with multiple disorders	Persons with stubborn epilepsy	Persons with rare diseases	Other disabilities	No corresponding category in the new system for categories in the old system
Year																		
2015	1,155,650	57,319	122,906	3,739	14,482	375,730	100,797	147,856	4,644	4,046	46,054	13,293	124,240	124,215	4,826	2,068	3,646	5,789
2016	1,170,199	57,291	123,186	3,651	14,950	373,291	100,896	153,914	4,712	4,032	49,104	13,476	124,999	127,415	4,872	2,028	3,678	8,704
2017	1,167,450	56,830	122,835	3,501	15,007	366,781	101,428	154,313	4,720	3,684	50,813	13,905	125,932	127,336	4,873	1,937	3,862	56,830
2018	1,173,978	56,582	123,208	3,405	15,145	363,290	101,872	153,140	4,673	3,296	55,578	14,533	127,591	130,577	4,801	1,815	4,091	10,381
2019 (1-9)	1,182,972	56,242	124,093	3,322	15,278	360,974	102,020	153,588	4,671	3,067	60,087	15,160	129,278	133,197	4,715	1,775	4,122	11,383

Source: Ministry of Health and Welfare

**Table 8 Analysis of the Disability Levels of Persons with Disabilities**

Unit: persons; %

		Total	Profound	Severe	Moderate	Minor	
2015	Male	Number of persons with disabilities	655,444	74,888	107,355	210,964	262,237
		Percentage of total population with disabilities	56.72	6.48	9.29	18.26	22.69
	Female	Number of persons with disabilities	500,206	67,110	86,462	160,292	186,342
		Percentage of total population with disabilities	43.28	5.81	7.48	13.87	16.12
	Total	Number of persons with disabilities	1,155,650	141,998	193,817	371,256	448,579
		Percentage of total population with disabilities	100.00	12.29	16.77	32.13	38.82
2016	Male	Number of persons with disabilities	662,800	75,763	108,399	212,003	266,635
		Percentage of total population with disabilities	56.64	6.47	9.26	18.12	22.79
	Female	Number of persons with disabilities	507,399	67,345	87,831	162,213	190,010

			Total	Profound	Severe	Moderate	Minor
	Total	Percentage of total population with disabilities	43.36	5.76	7.51	13.86	16.24
		Number of persons with disabilities	1,170,199	143,108	196,230	374,216	456,645
		Percentage of total population with disabilities	100.00	12.23	16.77	31.98	39.02
2017	Male	Number of persons with disabilities	658,682	74,405	107,563	210,785	265,929
		Percentage of total population with disabilities	56.42	6.37	9.21	18.06	22.78
	Female	Number of persons with disabilities	508,768	65,765	88,414	162,907	191,682
		Percentage of total population with disabilities	43.58	5.63	7.57	13.95%	16.42
	Total	Number of persons with disabilities	1,167,450	140,170	195,977	373,692	457,611
		Percentage of total population with disabilities	100.00	12.01	16.79	32.01	39.20
2018	Male	Number of persons with disabilities	658,673	74,123	109,353	212,063	263,134
		Percentage of total population with disabilities	56.11	6.31	9.31	18.06	22.41
	Female	Number of persons with disabilities	515,305	64,973	90,834	165,171	194,327
		Percentage of total population with disabilities	43.89	5.53	7.74	14.07	16.55
	Total	Number of persons with disabilities	1,173,978	139,096	200,187	377,234	457,461
		Percentage of total population with disabilities	100.00	11.85	17.05	32.13	38.97
2019 (1-9)	Male	Number of persons with disabilities	660,569	75,045	110,408	213,320	261,796
		Percentage of total population with disabilities	55.84	6.34	9.33	18.03	22.13
	Female	Number of persons with disabilities	522,403	65,643	92,236	167,476	197,048
		Percentage of total population with disabilities	44.16	5.55	7.80	14.16	16.66
	Total	Number of persons with disabilities	1,182,972	140,688	202,644	380,796	458,844
		Percentage of total population with disabilities	100.00	11.89	17.13	32.19	38.79

Source: Ministry of Health and Welfare

## **Living Standards among People of Varying Social, Economic, and Cultural Status**

17. As of November 2009, there were 324,846 single-parent households. Northern Taiwan had the most (111,948; 34.46%), followed by Central Taiwan (78,117; 24.05%). In terms of the distribution of parent's gender for single-parent households, mothers account for 56.68% (184,116 households) and fathers make up the remaining 43.32% (140,730 households). Single-parent households are mostly the result of divorce, regardless of the breakdown by geographic region or parent's gender.
18. The indigenous population remains an economically disadvantaged group, averaging an annual income of NTD 727,600 in 2017, with a 10.57% increase from 2014 and about 63% of the nationwide average. In addition, indigenous populations continue to flow from their homeland to non-indigenous townships and urban areas dominated by other ethnic groups, resulting in relatively low home ownership. Only 74.35% of the indigenous population are homeowners, which, despite having increased by 1.15 percentage points from 2014, was lower than the nationwide average of 84.83%. Furthermore, based on the quintile distribution of income in indigenous households, the disposable income of the top 20% is 7.35 times that of the lowest 20%. Although this is lower than the figure in 2014 (15.1 times), it is much higher than the national average of 6.07. The Gini coefficient that applies to indigenous households, which is 0.42, is also higher than the national average of 0.084. Indigenous households in the lowest quintile struggle to make ends meet and have negative savings rates. The income inequality is quite obvious compared with the average household.
19. The Constitution and the Primary and Junior High School Act require citizens between ages 6 and 15 to receive mandatory education and also specify the regulations for compulsory enrollment in schools, prevention of dropping out as well as the tracking and counseling mechanisms for school reentry.
20. Table 9 shows the amount of average annual employment remuneration and current transfer receipts per household between 2015 and 2018. The amount and percentage of current transfer receipts have been increasing on a long-term basis, with government subsidies and social insurance schemes accounting for about 70%.

**Table 9 Average Annual Employment Remuneration and Current Transfer Receipts per Household**

Unit: NTD

Year	Item	Employment remuneration	Transfer income
2015		665,122	229,085
2016		674,344	238,909
2017		695,838	249,137
2018		707,123	251,904

Source: Survey of Family Income and Expenditure by Directorate-General of Budget, Accounting and Statistics, Executive Yuan

**21.** Low-income households are defined as families that earn less than the lowest living index per person per month, and have undergone asset review procedures (for movable and immovable property). The lowest living index and asset criteria vary depending on the place of residence. In July 2011, changes were made to the Public Assistance Act to extend social assistance to more people. As of September 2019, 300,866 people (1.28% of the total population) were identified as low-income earners, which represented an increase of 24,738 from levels before the amendment (June 2011). Among these low-income earners, 160,715 were male while 140,151 were female, which represented 1.37% and 1.18% of the respective gender population. The percentage of low-income earners was similar between the two genders. Compared to the conditions before the amendment (June 2011), the number of male and female low-income earners had increased by 19,657 and 5,081, respectively. Table 10 shows the status of nationwide households and low-income households between 2015 and September 2019.

**Table 10 Status of Nationwide Households and Low-income Households**

Unit: persons; %

Year	Percentage of household spending on food, accommodation, healthcare, and education	Percentage of population below minimum food expenditure	Gini coefficient of disposable income	Low-income household population	Low-income household population		Percentage of nationwide population	Percentage of nationwide population	
					Male	Female		Male	Female
2015	68.4	0	0.338	342,490	178,253	164,237	1.46	1.58	1.39
2016	68.5	0	0.336	331,776	173,763	158,013	1.41	1.48	1.34
2017	67.9	0	0.337	317,257	167,287	149,970	1.35	1.43	1.27
2018	68.6	0	0.338	311,526	165,319	146,207	1.32	1.41	1.23
2019 (1-9)				300,866	160,715	140,151	1.28	1.37	1.18

Source: Directorate-General of Budget, Accounting and Statistics, Executive Yuan; Ministry of Health and Welfare

Note: The percentage of the population below minimum food expenditure is calculated based on the minimum food spending of USD 1.90 per person per day (approximately NTD 29 when converted using IMF's PPP; the PPP from 2015 to 2018 was 15.16, 15.13, 14.68, and 14.21, respectively).

22. As a result of the worldwide financial crisis, the quintile ratio (i.e., the ratio between the income of the top and bottom quintile) of household disposable income widened to 6.34 in 2009, and the Gini coefficient increased to 0.345. By 2014, the quintile ratio had fallen to 6.05, while the Gini coefficient was also down to 0.336. Analysis of the spending of high- and low-income households revealed housing as the largest expenditure, representing 21.3% in the high-income group and 33.0% in the low-income group. Food was the next largest expenditure, representing 21.7% and 26.8% in the respective income groups. With regard to healthcare expenditure, the wide availability of healthcare services has kept expenditures at 14% and 16% for the respective income groups. Lastly, education expenditure represented only 1.1% in low-income households given their smaller family size and higher average age; in the high-income group, education expenditure represented 4.9% of total spending. In 2018, national health expenditure (NHE) amounted to NTD 1.2070 trillion (or 6.6% of GDP). The NHE per capita was NTD 51,186. Based on detailed analysis of the NHE, personal healthcare comprised the largest share at 86.7%. Meanwhile, the public sector accounted for 59.2% and the private sector accounted for 40.8%. Households made the largest contribution at 50.2%, followed by the government sector at 26.9%.

23. The net primary school enrollment rate (students aged 6 to 11) was 96.98% in the 2019 academic year: 97.03% for boys and 96.93% for girls (a 0.10 percent difference). The net junior high school enrollment rate (students aged 12 to 14) was 97.28% in the 2019 academic year: 97.27% for boys and 97.28% for girls (only a 0.01 percent difference). In the last five years, the net primary school and junior high school enrollment rates have both remained between 96% and 98%, with no significant difference.
24. In 2019, 98.96% of the population aged 15 and above were literate. This was a 0.36 percentage point increase over 2015, and the rate is currently on a rising trend. The literacy rate of the population aged 15-24 is almost 100% because of the mandatory nine-year education program. There was no significant difference between literacy rates of the two genders in this age group. However, a small percentage of people aged 25 and above were still affected by traditional values that attached less importance to education for women. Nevertheless, this phenomenon is slowly disappearing. In 2019, the literacy rate of the male population aged 15 and above was 99.80%, 1.67 percentage points higher than the literacy rate of the female population (98.13%).
25. Table 11 shows student-teacher ratios in public schools between the 2016 and 2019 academic years.

**Table 11 Student-Teacher Ratios in Public Schools**

Unit: persons

Academic Year	Total	Primary Education	Secondary Education	Tertiary Education
2016	13.17	12.22	11.97	19.37
2017	12.99	12.00	11.72	19.21
2018	12.77	11.96	11.32	18.93
2019	12.59	11.96	10.90	18.84

Source: Ministry of Education

Note: Teaching assistants at tertiary institutions are included as full-time teachers.

26. The labor force participation rates and employment rates between 2015 and 2019 are shown in Tables 12 and 13.

**Table 12 Labor Force Participation Rate**

Unit: %

Year	LFPR	Unemployment rate		Male	Female
		Male	Female		
2015	58.65	66.91	50.74	3.78	3.44
2016	58.75	67.05	50.80	3.92	3.57
2017	58.83	67.13	50.92	3.76	3.45
2018	58.99	67.24	51.14	3.71	3.48
2019	59.17	67.34	51.39	3.73	3.58

Source: Directorate-General of Budget, Accounting and Statistics, Executive Yuan

Note: The employed persons include data from the agriculture, forestry, fisheries, animal husbandry, manufacturing, and services sectors.

**Table 13 Employment Rate**

Unit: %

Item	Total	Male	Female	15-24 years	25-44 years	45-64 years	Age 65 and above
Year							
2015	56.43	64.20	48.99	26.60	83.95	60.66	8.77
2016	56.44	64.24	48.99	27.57	84.23	61.08	8.59
2017	56.62	64.44	49.17	28.78	84.79	61.58	8.57
2018	56.81	64.62	49.36	30.38	85.43	61.95	8.42
2019	56.96	64.75	49.55	31.80	86.04	62.25	8.29

Source: Directorate-General of Budget, Accounting and Statistics, Executive Yuan

Note: The employment rate refers to the ratio of employed persons among the total number of civilians aged 15 or above. The civilian population, including laborers and non-laborers, does not include armed forces personnel (currently active personnel), incarcerated people, and people who have gone missing.

27. At the end of August 2018, 475,698 persons were engaged in street vending, representing a decrease of 16,185 persons, or 3.29%, from 2013. Females accounted for 260,572 persons, or 54.78%, a decrease of more than 20,000 persons over five years, and males accounted for 215,126 persons, or 45.22%, for a slight growth of 4,000 persons.

28. Table 14 shows the number of registered unions and members between 2015 and 2019.

**Table 14 Unions and Members**

Unit: organizations; persons; %

Year	Total				Confederated labor unions						Corporate unions		Industrial unions		Professional unions	
	Union count	Institutional members	Member count		General		Corporate and industrial		Professional		Union count	Member count	Union count	Member count	Union count	Member count
			Organization rate	Institutional members	Institutional members	Institutional members										
2015	5,424	5,175	3,350,520	33.4	100	4,222	43	304	109	649	909	547,283	158	79,217	4,105	2,724,020
2016	5,485	5,178	3,348,702	33.2	104	4,247	43	308	108	623	924	553,815	179	79,687	4,127	2,715,200
2017	5,499	5,120	3,380,879	33.2	107	4,194	43	295	110	631	895	581,531	194	85,950	4,150	2,713,398
2018	5,536	5,070	3,369,165	32.9	112	4,152	43	289	110	629	900	585,153	210	87,271	4,161	2,696,741
2019	5,576	5,050	3,353,660	32.5	116	4,133	43	287	110	630	909	588,121	214	84,442	4,184	2,681,097

Source: Ministry of Labor

29. Table 15 shows macroeconomic data between 2015 and 2019, with no foreign debts.

**Table 15 Macroeconomic Overview**

Unit: NTD 100 million; NTD; %

Year	Gross national income (GNI)	Gross domestic product (GDP)	GDP Per capita	Economic growth rate	Annual change of the Consumer Price Index (CPI)
2015	174,947	170,551	726,895	1.47	-0.30
2016	180,064	175,553	746,526	2.17	1.39
2017	184,307	179,833	763,445	3.31	0.62
2018	187,577	183,429	777,898	2.75	1.35
2019(a)	193,543	189,045	801,290	2.73	0.56

Source: Directorate-General of Budget, Accounting and Statistics, Executive Yuan

Note: (a) Advance estimate.

30. Between 2015 and November 2019, the percentage of women among all civil servants increased from 41.69% to 42.08%. The percentage of women among political appointees increased from 19.56% to 22.90%. The percentage of women among indigenous civil servants increased from 32.81% to 36.55%. The percentage of women among indigenous political appointees increased from 28.57% to 41.18%.



## **Right to Health Indicators**

31. The number of maternal deaths each year from 2015 to 2018 was 25, 24, 19, and 22, respectively. The maternal mortality rate in 2018 was 12.2 per 100,000 live births. The main causes of death were embolism, postpartum hemorrhage, and proteinuria with gestational hypertension. The highest death toll occurred in the 30-34 age group, with eight total deaths.
32. There were 180,656 newborns in 2018. The crude infant death rate was 4.2 deaths per 1,000 live births and the crude neonatal death rate was 2.6 deaths per 1,000 live births. The leading causes of infant mortality were congenital malformations, deformations and chromosomal abnormalities (18.0%); respiratory disorders originating in the perinatal period (13.6%); disorders related to length of gestation and fetal growth (7.3%); accidents and adverse effects (6.8%); and infections specific to the perinatal period (4.9%). The top five causes accounted for 50.6% of infant deaths.
33. According to the 12th Family and Fertility Survey conducted in 2016, 75.23% of married women aged 20-49 practiced contraception, which represented a 1.37 percent decrease over 2012.
34. The leading causes of death from 2015 to 2018 were malignant neoplasms, heart disease, pneumonia, cerebrovascular disease, diabetes mellitus, accidents and adverse effects, chronic lower respiratory disease, chronic liver disease and cirrhosis, hypertensive disease, and nephritis, nephrotic syndrome, and nephrosis. In terms of the top 10 causes of death by gender, the number of male deaths from 2015 to 2018 exceeded female deaths. The top two causes of death for both males and females were malignant neoplasms and heart disease; chronic liver disease and cirrhosis was one of the top 10 causes of death for men but it was not among the top 10 causes of death for women. The opposite was true for septicemia. Table 16 shows the number of deaths and death rates for the most common types of cancer in 2018.

**Table 16 Deaths and Mortality Rate for Most Common Cancers**

Unit: persons; per 100,000 persons

Male				Female			
Cause of death	Number of deaths	Crude death rate	Standardized death rate	Cause of death	Number of deaths	Crude death rate	Standardized death rate
Tracheal, bronchial, and lung cancer	5,913	50.5	31.1	Tracheal, bronchial, and lung cancer	3,475	29.3	15.7
Liver and bile duct cancer	5,576	47.6	30.0	Liver and bile duct cancer	2,646	22.3	11.6
Colorectal and anal cancer	3,340	28.5	17.4	Colorectal and anal cancer	2,483	20.9	11.0
Oral cavity cancer	2,779	23.7	15.6	Breast cancer	2,418	20.4	12.5
Esophageal cancer	1,792	15.3	9.9	Pancreatic cancer	1,072	9.0	4.8

Source: Ministry of Health and Welfare

Note: 1. Statistics for the leading causes of death have been prepared based on the International Classification of Diseases Tenth Revision (ICD-10).

2. Standardized death rate was based on the 2000 WHO World Standard Population.

35. The smoking rate in males aged 18 and above decreased from 42.9% in 2004 to 23.4% in 2018, and the betel nut chewing rate decreased from 17.2% in 2007 to 6.2% in 2018.
36. The total number of cancer screenings in citizens of Taiwan increased marginally from 2015 to 2018, showing that screening rates have held steady. Despite the reduction in the number of screenings for oral cancer, cases found for both oral precancerous lesions and cancers have kept increasing each year, while the incidence rate and mortality rate have remained stable.
37. The number of confirmed cases of communicable diseases and the incidence rate per 100,000 of the population between 2015 and 2018 are presented in Table 17. Diseases with a significant difference in occurrence according to sex and incidence rates of more than five per 100,000 persons are listed, including tuberculosis, syphilis, gonorrhea, human immunodeficiency virus (HIV) infection, acquired immunodeficiency syndrome (AIDS), and influenza infections with severe complications. The incidence rate by sex (female/male) in 2018 were tuberculosis (23.10/55.00), syphilis (14.64/68.89), gonorrhea (2.55/33.34), human immunodeficiency virus infection (0.36/16.64), acquired immunodeficiency syndrome (0.36/8.94), and influenza infections with severe complications (4.48/5.67). The reasons for the different rates by sex include variation among clinical symptoms as a result of the

different physiological structures between the sexes, delayed seeking of medical treatment, unsafe sexual activities, high-risk chronic disease prevalence rate, and differences in the hormones and immune responses of the sexes. The incidence rates for the six diseases, as mentioned above, in 2018 had all declined from 2017.

**Table 17 Statistics on Notifiable Communicable Diseases**

Unit: persons; per 100,000 persons

Name of disease	Confirmed cases				Incidence (per 100,000 persons)			
	2015	2016	2017	2018	2015	2016	2017	2018
Dengue fever	43,784	744	343	533	186.61	3.16	1.46	2.26
Shigellosis (bacillary dysentery)	186	225	162	172	0.79	0.96	0.69	0.73
Malaria - imported	8	13	7	7	0.03	0.06	0.03	0.03
Acute viral hepatitis A	171	1,133	369	88	0.73	4.82	1.57	0.37
Multidrug-resistant tuberculosis (MDR TB)	117	112	103	120	0.50	0.50	0.40	0.50
Tuberculosis	10,711	10,328	9,759	9,179	45.70	43.90	41.40	38.90
Acute viral Hepatitis B	125	118	151	143	0.53	0.50	0.64	0.61
Acute viral Hepatitis C	217	207	325	510	0.92	0.88	1.38	2.16
Syphilis	7,471	8,725	9,835	9,808	31.84	37.10	41.75	41.59
Gonorrhoea	3,587	4,469	4,601	4,209	15.29	19.00	19.53	17.85
HIV	2,327	2,396	2,514	1,992	9.92	10.19	10.67	8.45
AIDS	1,440	1,412	1,390	1,091	6.14	6.00	5.90	4.63
Enterovirus infection with severe complications	6	33	24	36	0.03	0.14	0.10	0.15
Invasive pneumococcal disease (IPD)	524	592	454	459	2.23	2.52	1.93	1.95
Influenza infection with severe complications	857	2,084	1,359	1,096	3.65	8.86	5.77	5.07

Source: Report on communicable diseases for the period 2015-2018, Ministry of Health and Welfare

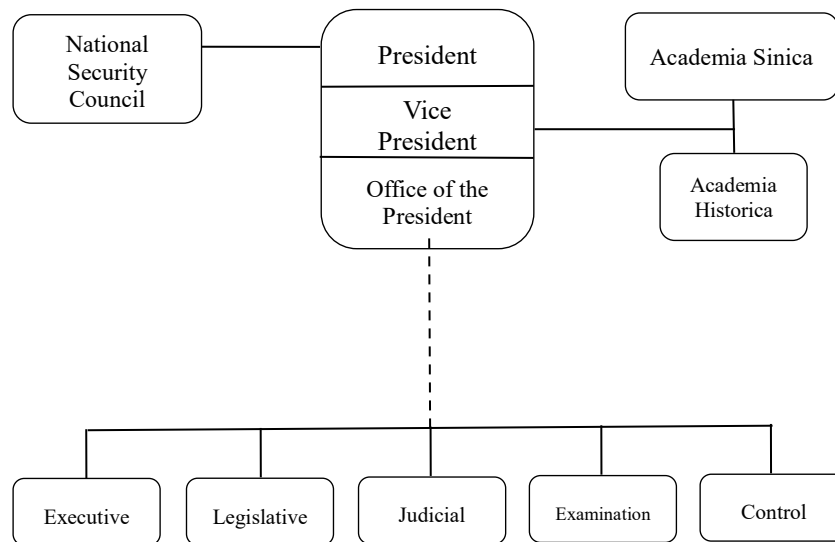
38. Social protection expenditures are government expenditures provided to mitigate the risks or expenses of families or individuals related to old age, disability, bereavement, sickness and health, maternity, family and children, unemployment, occupational injury, housing, and other income support and assistance, and to provide universal access to healthcare and assurances for minimum living standards. In 2018, social protection expenditures formulated or enforced by the government reached NTD 2,016.3 billion (representing 11.0% of GDP). This was 17.8% higher than 2015.

## B. Constitutional, Political and Legal Framework of the Reporting Nation

### Constitutional, Political and Legal Framework

39. The system of government of the Republic of China, according to the Constitution, is led by the President as the nation's Head of State, under whom there are five separate branches of the government with their own functions and responsibilities including the Executive Yuan, Legislative Yuan, Judicial Yuan, Examination Yuan and Control Yuan. The system of government is illustrated in Figure 2.

**Figure 2 System of Government of the Republic of China**



Source: Website of the Office of the President

40. The Executive Yuan is the highest administrative organ of the State. The Executive Yuan has a Premier appointed by the President; and a Vice Premier and seven to nine Ministers without Portfolio who are nominated by the Premier and appointed by the President. The Executive Yuan has an Executive Yuan Council which is chaired by the Premier. It is responsible for determining major policies and proposing statutory or budgetary bills, bills concerning martial law, amnesty, declaration of war, conclusion of peace, or treaties to the Legislative Yuan. The Executive Yuan has 13 ministries: the Ministry of the Interior, Ministry of Foreign Affairs, Ministry of National Defense, Ministry of Finance, Ministry of Education, Ministry of Justice, Ministry of Economic Affairs, Ministry of Transportation and Communications,

Ministry of Labor, Ministry of Health and Welfare, Environmental Protection Administration, Ministry of Culture, and Ministry of Science and Technology; ten councils or commissions including the National Development Council, Mainland Affairs Council, Financial Supervisory Commission, Council of Agriculture, Ocean Affairs Council, Public Construction Commission, Overseas Community Affairs Council, Veterans Affairs Council, Council of Indigenous Peoples, and Hakka Affairs Council; four independent administrative institutions including the Central Election Commission, Fair Trade Commission, National Communications Commission, and Transitional Justice Commission; the Central Bank of the Republic of China (Taiwan); the National Palace Museum; two directorate-generals (Directorate-General of Budget, Accounting and Statistics and Directorate-General of Personnel Administration); and the Ill-gotten Party Assets Settlement Committee.

41. The Legislative Yuan is the country's highest legislature. Members of the Legislative Yuan are legislators elected by the people and they exercise legislative power on behalf of their constituencies. They have the power to decide statutory bills, budget and audit bills, martial law, amnesty, declaration of war, conclusion of peace, treaties, and other important national matters. Any act, law, statute or regulation must be passed by the Legislative Yuan and promulgated by the President before it becomes the law of the land. Constitutional amendments and alterations of national territory must first be passed by the Legislative Yuan as resolutions before they are put to national referendums in accordance with the provisions of the Additional Articles of the Constitution of The Republic of China. Therefore, in terms of its powers and functions, the Legislative Yuan is the equivalent of a unicameral parliament in other democracies.
42. There are 15 Justices in the Constitutional Court. One Justice serves as the President of the Judicial Yuan and one Justice serves as the Vice President of the Judicial Yuan. The Justices are nominated and, with the consent of the Legislative Yuan, appointed by the President. Each Justice of the Judicial Yuan serves for eight years and cannot serve consecutive terms. The Justices serving as President and Vice President do not enjoy the guarantee of an eight-year term. The current regulations stipulate that the Justices exercise their powers through the assembly of the Justices and the Constitutional Court.

43. The Constitutional Interpretation Procedure Act was amended and promulgated on January 4, 2019, and renamed the Constitutional Court Procedure Act. The Act will come into force on January 4, 2022. The new legislation provides that the Justices comprise the Constitutional Court and review the constitutionality of laws and constitutional complaints, disputes between constitutional organs, impeachment of the President and the Vice President, dissolution of unconstitutional political parties, local self-government guarantee, and uniform interpretation of statutes and regulations. Rulings made by the court must be published.
44. Pursuant to the provisions of the Court Organic Act, there are three levels of courts including the Supreme Court, high courts and their branches, and district courts and their branches. The courts engage in civil and criminal trials as well as other legal proceedings required by law. In addition, the courts have jurisdiction over non-contentious cases. Generally, trials are conducted based on the three-level, three-instance system, with the first and second instances being conducted based on matters of fact, and the third instance being conducted as legal review. On October 3, 1999, the Supreme Court and high courts (and their branches) began hearing military appeal cases with sentences handed down by military courts involving at least imprisonment.
45. The Administrative Court was also established for administrative litigation cases. The Intellectual Property Court was established for litigations and trials involving intellectual property rights. The Juvenile and Family Court was established for litigations and trials involving juvenile and family cases or incidents. The Public Functionary Disciplinary Sanction Commission was established and is in charge of disciplinary sanctions on civil servants.
46. According to Article 80 of the Constitution, judges shall be above partisanship and shall, in accordance with the statute, hold trials independently free from any interference. Article 81 of the Constitution further stipulates that judges shall hold office for life. No judge shall be removed from office unless proven guilty of a criminal offense or subjected to disciplinary measure, or declared to be under interdiction. No judge shall, except in accordance with the statutes, be suspended or transferred or receive a reduction in salary. Article 5 of the Judges Act, promulgated on July 6, 2012, outlines the eligibility for personnel such as Supreme

Court judges, Supreme Administrative Court judges, commissioners of the Public Functionary Disciplinary Sanction Commission, high administrative court, high court, and branch court judges, and other judges in courts below said levels. Article 5 of the Judges Act, promulgated on July 17, 2019, outlines the qualifications for the appointment of Academia Sinica research fellows, associate research fellows, or assistant research fellows as judges for courts below the level of high court. It also specifies the qualifications for the appointment of Academia Sinica research fellows as judges of the Supreme Court or Supreme Administrative Court, or commissioners of the Public Functionary Disciplinary Sanction Commission.

47. The Examination Yuan is the nation's highest examination organ. It has one President, one Vice President, and seven to nine Members with a term of four years. They are nominated by the President and approved and appointed by the Legislative Yuan. The Examination Yuan oversees regulatory matters concerning examinations and civil servants' records and qualification review, protection, compensation, retirement, appointment and dismissal, performance, salary, promotion, and reward. Members of the Examination Yuan shall be above partisanship and shall exercise their functions independently in accordance with the law.
48. The Control Yuan is the nation's highest supervisory authority. It has 29 Members. Two Members concurrently serve as the President and Vice President of the Control Yuan. They serve six-year terms and Members are nominated and appointed by the President of the Republic of China and approved by the Legislative Yuan. The Control Yuan holds the authority to impeach, censure, and audit. Members of the Control Yuan shall be above partisanship and shall exercise their functions independently in accordance with laws.

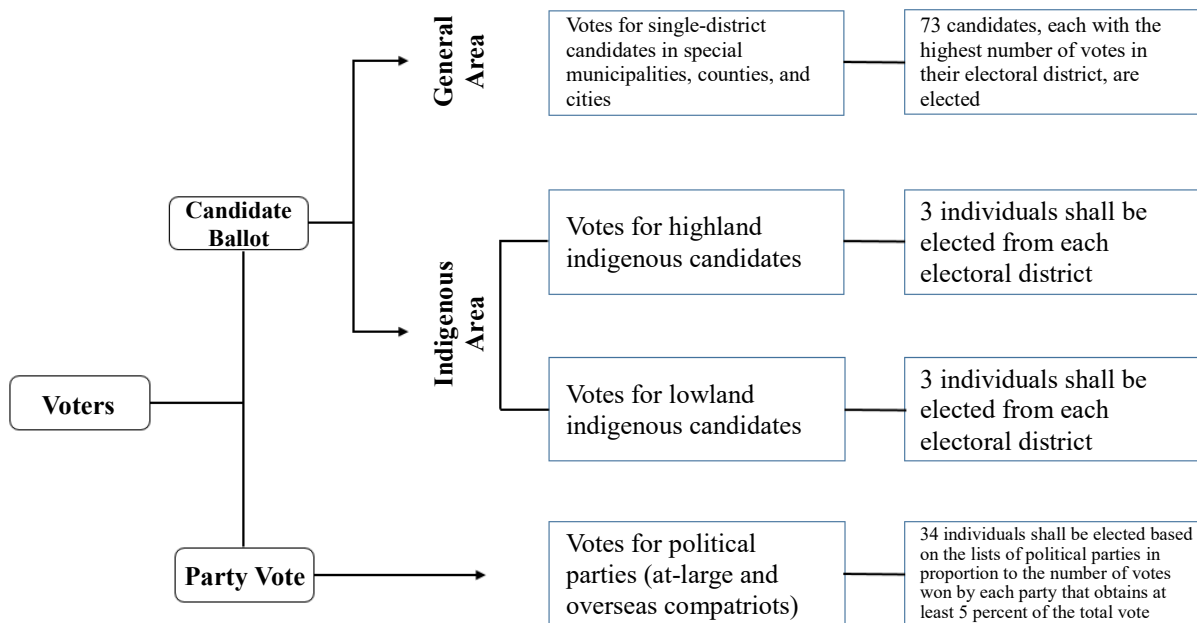
### **Political System Indicators**

49. The Central Election Commission is an independent authority. Members of all levels of Election Commissions shall be above partisanship and shall exercise their functions independently free of political parties or inappropriate political interference in accordance with the law. Members of the Commission serve a four-year term, and no political party shall have more than one-third of membership in the Commission. There are 11 types of public

officials including president and vice president, legislators, special municipality mayors, special municipality councilors, chiefs of indigenous districts in special municipalities, councilors of indigenous districts in special municipalities, county magistrates (city mayors), county (city) councilors, township chiefs, township councilors, and chiefs of villages (boroughs).

50. Candidates for president and vice president may be recommended by political parties that have met the following criteria: the party eligible for recommending a candidate must have received at least 5% of all valid votes for its candidate in the most recent presidential and vice-presidential election or Legislative election. A potential candidate who has not been recommended by a political party may secure candidacy by joint endorsement; the number of joint signers must be at least 1.5% of the total number of electors for the most recent Legislative election.
51. The illustration of the “single-district two-votes system” for elections of the Legislative Yuan is shown in Figure 3.

**Figure 3 Illustration of the Single-district Two-votes System**



Source: Central Election Commission



52. Table 18 shows the number of elected local administrators, chiefs of villages, and local representatives.

**Table 18 Number of Elected Local Administrators, Chiefs of Villages, and Local Representatives**

Unit: persons

Special municipality				County (City)	
Local administrator		Local representatives		Local administrator	Local representatives
Mayor 6		City Councilors 380		Magistrates (Mayors) of Counties (Cities) 16	County (City) Councilors 532
District executives (assigned by Mayor)	Indigenous peoples district executives 6	(None)	Mountain Indigenous District Council Representatives 50	Mayors of Townships (Cities) 198	Township (City) Council Representatives 2099
Village Chief 4157				Village Chief 3597	

Source: Central Election Commission

53. A citizen who meets the criteria of an elector shall be automatically included in the official list of electors based on household registration by the household registration authority, and is not required to register as a voter. All public servants in Taiwan are elected by a relative majority in one round of elections and guaranteed quotas are reserved for women for both central and local representatives. The numbers of eligible voters in national elections in 2012, 2016, and 2018 are presented in Table 19.

**Table 19 Number of Eligible Voters in National Elections**

Unit: persons; %

Year	Type of election	Population	No. of eligible voters	Percentage of population
2012	President and vice president election	23,224,912	18,086,455	77.88
2016	President and vice president election	23,483,793	18,782,991	79.98
2018	Local public official elections	23,580,833	19,102,512	81.01

Source: Central Election Commission

54. With respect to a suspected case of violation of electoral law by the electoral authority or a candidate, a lawsuit may be filed to claim an election to be invalid or an electee's election to be invalid. Regarding lawsuits filed by candidates to invalidate election results, a total of 109 electees were invalidated by court order from 2006 to 2010.

55. The allocation of legislators' seats to various political parties is as follows: In the 9th Legislative Yuan in 2016, the number of legislators elected was 113: Democratic Progressive Party with 68 seats (60.18%), Kuomintang with 35 seats (30.97%), New Power Party with five seats (4.42%), People First Party with three seats (2.65%), Non-Partisan Solidarity Union with one seat (0.89%), and one seat was won by a candidate with no political affiliation (0.89%).
56. The number and gender distribution of elected legislators in 2012 and 2016 are presented in Table 20.

**Table 20 Election of Legislators—Number Elected and Gender Distribution**

Unit: persons; %

Year	Type of election	Total	Male	Female	Female percentage
2012	Total	113	75	38	33.63
	At-large and overseas compatriot legislator elections	34	16	18	52.94
	Regional constituent legislator elections	73	54	19	26.03
	Indigenous legislator elections	6	5	1	16.67
2016	Total	113	70	43	38.05
	At-large and overseas compatriot legislator elections	34	16	18	52.94
	Regional constituent legislator elections	73	50	23	31.51
	Indigenous legislator elections	6	4	2	33.33

Source: Central Election Commission

57. The number and gender distribution of elected local public officials in 2018 are presented in Table 21.

**Table 21 Election of Local Public Officials—Number Elected and Gender Distribution**

Unit: persons; %

Type of election	Total	Male	Female	Female percentage
2018 special municipality/county/city mayor election	22	15	7	31.82
2018 special municipality /county/city councilor election	912	605	307	33.66

Source: Central Election Commission

58. The average number and gender distribution of voters in national and local elections by administrative units from 2012 to 2018 are presented in Tables 22, 23, and 24.

**Table 22 Election of Central Public Officials President and Vice President—Number and Gender Distribution of Eligible Voters/Votes Cast**

Unit: persons; %

Year	No. of eligible voters	No. of votes cast	Turnout	Turnout by gender	
				Male	Female
2012	18,086,455	13,452,016	74.38	73.47	75.26
2016	18,782,991	12,448,302	66.27	66.22	66.33

Source: Central Election Commission

**Table 23 Election of Central Public Officials Legislators—Number of Eligible Voters/Votes Cast**

Unit: persons; %

Year	Type of election	No. of eligible voters	No. of votes cast	Turnout
2012	At-large and overseas compatriot legislator elections	18,090,295	13,445,992	74.33
	Regional constituent legislator elections	17,625,632	13,170,279	74.72
	Indigenous legislator elections	354,946	220,045	61.99
2016	At-large and overseas compatriot legislator elections	18,786,940	12,447,036	66.25
	Regional constituent legislator elections	18,305,112	12,187,927	66.58
	Indigenous legislator elections	387,105	212,102	54.79

Source: Central Election Commission

Note: The 2012 and 2016 presidential and legislative elections took place on the same day. Gender statistics for votes were only provided for the presidential elections and not the legislative elections.

**Table 24 Election of Local Public Officials—Number of Voters and Gender Distribution**

Unit: persons; %

Type of election	No. of eligible voters	No. of votes cast	Turnout	Turnout by gender	
				Male	Female
2014 special municipality/county/city mayor election	18,511,536	12,512,135	67.59	67.70	67.49
2014 special municipality/county/city councilor election	18,453,151	12,485,025	67.66	-	-
2018 special municipality/county/city mayor election	19,102,502	12,791,031	66.96	Sampling work still underway	
2018 special municipality/county/city councilor election	19,053,128	12,764,191	66.99	Sampling work still underway	

Source: Central Election Commission

Note: No survey was conducted on the turnout of different genders in councilor elections prior to 2018.

59. According to the regulations in the Referendum Act amended on January 3, 2018, to submit a proposal for a referendum, the leading proposer shall submit a written proposal, a statement of reasons, the original roster and copy of the proposer's details to the competent authority. The number of proposers shall be not less than one-ten thousandth of the total electorate in the most recent election of the President and Vice President. The number of joint signers shall not be less than 1.5%. With regard to the result of voting for a referendum proposal, if valid ballots of assent are more than ballots of dissent and reach 1/4 of eligible voters, the proposal is adopted.
60. From the promulgation of the Referendum Act on December 31, 2003, to 2019, a total of 16 national referendums have been announced as valid for voting. A total of six referendums were conducted before 2018 and they all failed to pass because the results were lower than the threshold. However, the amendment and promulgation of the Referendum Act on January 3, 2018, significantly reduced the thresholds for the proposal, joint signature, and votes required for a referendum to be valid. The joint signature for 10 referendums were completed in the same year and seven referendums were passed in the voting.
61. Between 2015 and 2019, there were a total of 85 officially registered political parties. As of 2019, there were a total of 291 political parties in existence.
62. In the presidential and vice-presidential and legislative elections in 2016, 140 individuals were convicted for election bribery, two individuals were convicted for crimes of violence, and 81 individuals were convicted in other criminal cases. In the elections of special municipality councilors, county (city) mayors, county (city) councilors, township mayors, township councilors, chiefs/councilors of indigenous districts in municipalities, and village chiefs in 2018, 762 individuals were convicted for election bribery, 23 individuals were convicted for crimes of violence, and 64 individuals were convicted in other criminal cases.
63. Overview of violations of electoral regulations: two cases in the presidential and vice-presidential elections and two cases in the legislative elections in 2012; nine cases in the special municipality mayor elections and 11 cases in the special municipality village chief elections in 2014; 45 cases in the presidential and vice-presidential and legislative elections in 2016; 304 cases in local public official elections in 2018.

64. Regarding lawsuits filed by candidates to invalidate election results, a total of 29 electees were invalidated by court order from 2016 to 2019.
65. A local referendum must be filed to the special municipality or county (city) government. Related items for referendums are provided in the Referendum Act and the autonomous regulations of special municipalities and counties (cities). As of 2019, a total of five regional referendums have been approved and the turnout in 2008, 2009, 2012, 2016, and 2017 was: 5.35%, 42.16%, 40.76%, 39.56%, and 24.17%, respectively. Only one proposal was passed. The passage rate was 20%.

### **Crime and Justice Indicators**

66. In order to maintain the independence of the judiciary, the independent allocation of budgetary estimates for the judiciary is guaranteed by the Constitution, beginning in 1999. Over the past four years, judicial spending has accounted for 1.10% to 1.26% of total public expenditure.
67. The national crime rate decreased from 1,269.24 cases per 100,000 people in 2015 to 1,140.37 cases in 2019. The number of crime suspects increased from 269,296 in 2015 to 279,074 in 2019. The number of crime victims decreased from 193,943 in 2015 to 184,040 in 2019.
68. The number of homicides occurring between 2015 and 2019 was 442, 405, 399, 323, and 297, respectively. The number of crime suspects decreased from 442 in 2015 to 297 in 2019.
69. Number and rate (per 100,000 people) of people arrested, tried, convicted, sentenced, and imprisoned for violent crimes or other serious offenses (e.g., homicide, robbery, assault, and smuggling): The number of these crimes in 2019 was 1,956, 1,627, 1,260, 993, and 852, respectively, which is equivalent to 8.34 cases, 6.92 cases, 5.35 cases, 4.21 cases, and 3.61 cases per 100,000 people. Overall, the crime rate has decreased. The number of crime suspects decreased from 2,522 in 2015 to 1,470 in 2019.
70. Conviction rates for major violent crimes: With regard to homicide, robbery, kidnapping, and forced sexual intercourse from 2015 to 2019, the conviction rates for homicide were 90.8% (2015), 88.2% (2016), 90.6% (2017), 93.7% (2018), and 87.7% (2019); conviction rates for robbery were 94.4% (2015), 95.7% (2016), 92.2% (2017), 92.5% (2018), and 90.0% (2019);

conviction rates for kidnapping were 95.7% (2015), 90.0% (2016), 88.2% (2017), 71.4% (2018), and 75.0% (2019); and conviction rates for forced sexual intercourse were 85.9% (2015), 83.0% (2016), 82.4% (2017), 83.4% (2018), and 82.6% (2019).

71. The number of forced sexual encounters that occurred between 2015 and 2019 was 745 (2015), 551 (2016), 302 (2017), 228 (2018), and 195 (2019).
72. Pursuant to the Crime Victim Protection Act, surviving family members of deceased victims, seriously injured victims of criminal acts, and victims of sexual assault crimes are entitled to apply for crime victim compensation. Between 2015 and 2019, the number of compensation cases approved totaled 2,928, and the number of persons compensated was 3,552 (including 1,256 males and 2,296 females). The total compensation amounted to NTD 1,792,458,495 during this period (NTD 752,548,211 for males and NTD 1,039,910,284 for females). Table 25 shows statistics on crime victim compensation applied for and approved between 2015 and 2019.

**Table 25 Applied and Approved Cases of Crime Victim Compensation**

Unit: cases; %

Year	No. of applications	No. of cases approved	Ratio
2015	1,073	490	45.67
2016	1,178	552	46.86
2017	1,352	710	52.51
2018	1,345	636	47.28
2019	1,261	540	42.82

Source: Ministry of Justice

73. The number of police officers per 100,000 people between 2015 and 2019 was 221 (2015), 223 (2016), 231 (2017), 240 (2018), and 248 (2019). The number of female police officers (per 100,000 people) was 18 (2015), 20 (2016), 23 (2017), 26 (2018), and 29 (2019). The sum of government spending on law enforcement between 2015 and 2019 was NTD 24,996,642,126 (2015), NTD 25,185,589,337 (2016), NTD 25,267,097,757 (2017), NTD 26,330,021,785 (2018), and NTD 26,749,154,697 (2019).

74. Tables 26 and 27 show the average number of days required for closing a case at different court levels between 2015 and 2019.

**Table 26 Average Number of Days Required for Closing a Case at Different Court Levels**

Unit: day

Year	District court						High (administrative) court			Supreme (administrative) court		
	Civil (excluding domestic)	Domes-tic	Criminal (excluding juvenile)	Juvenile criminal cases	Juvenile protection cases	Adminis-trative	Civil	Criminal (excluding juvenile)	Adminis-trative	Civil	Criminal (excluding juvenile)	Adminis-trative
2015	105.36	154.28	66.59	142.11	44.06	98.72	186.72	90.96	114.75	45.08	35.84	26.50
2016	104.59	144.30	72.47	127.96	47.70	96.63	187.96	92.20	119.63	39.37	37.16	34.11
2017	105.74	147.88	79.01	152.24	47.63	91.70	185.08	98.44	122.73	39.91	34.90	35.23
2018	106.97	151.46	81.49	129.46	48.32	80.99	189.88	105.05	134.99	42.51	32.88	38.59
2019	102.88	162.58	85.72	135.30	48.67	78.68	187.07	110.46	141.11	45.37	38.19	49.22

Source: Judicial Yuan

**Table 27 Average Number of Days Required for Closing a Case in Intellectual Property Courts**

Unit: day

Year	Civil first instance	Civil second instance	Criminal	Administrative litigation
2015	278.28	253.70	125.10	185.50
2016	239.03	248.52	116.12	194.08
2017	228.18	228.67	131.43	218.25
2018	221.26	203.65	149.65	228.46
2019	170.01	236.54	142.43	190.87

Source: Judicial Yuan

75. The average number of days required for a prosecutor of a district prosecutors office to investigate and close a case from 2015 to 2019 was 50.62 days, 52.54 days, 52.69 days, 52.14 days, and 54.95 days. The average number of days required for a prosecutor of the High Prosecutors Office and its Branches to close a case was 1.65 days, 1.66 days, 1.69 days, 1.97 days, and 1.90 days. The average number of days required for a prosecutor of the Supreme Prosecutors Office to close a case was 2.91 days, 2.17 days, 1.60 days, 1.76 days, and 1.88 days.

76. There is no obvious difference in the gender distribution of Grand Justices, Superintendents, Division-chief Judges and General Judges and there are only marginal differences in the gender distribution of those serving in administrative roles.

77. Prosecutors per 100,000 people: The number of prosecutors was 1,389 (5.9 per 100,000 people) in 2015. The number of prosecutors was 1,385 (5.9 per 100,000 people) in 2016. The number of prosecutors was 1,366 (5.8 per 100,000 people) in 2017. The number of prosecutors was 1,352 (5.7 per 100,000 people) in 2018. The number of prosecutors was 1,357 (5.7 per 100,000 people) in 2019. Judges per 100,000 persons: The number of judges was 2,056 (8.7 per 100,000 people) in 2015. The number of judges was 2,056 (8.7 per 100,000 people) in 2016. The number of judges was 2,074 (8.7 per 100,000 people) in 2017. The number of judges was 2,101 (8.9 per 100,000 people) in 2018.
78. The budgets for the Judicial Yuan and subordinates from 2016 to 2019 were NTD 24,947,494,000, NTD 24,566,535,000, NTD 22,152,457,000, and NTD 22,862,951,000. The legal budget after the Legislative Yuan's review and reduction of aforementioned budgets amounted to NTD 24,836,242,000, NTD 21,638,318,000, NTD 21,979,339,000, and NTD 22,721,088,000. The reduction ratios were 0.45%, 11.92%, 0.78%, and 0.62%. The reduction ratio in 2017 amounted to 11.92% (NTD 2,928,217,000) mainly due to the reduction of NTD 2,754,859,000 for the purchase of land for the New Taipei City Judicial Park.
79. The percentage of defendants, inmates, and detainees granted free legal aid relative to the total number of applicants from 2015 to 2019 is shown in Table 28.

**Table 28 Percentage of Defendants, Inmates, and Detainees Granted Free Legal Aid  
Relative to Total No. of Applicants**

Unit: Number of people; %

Year	No. of applications for criminal cases (A)	No. of advocacy and defense cases approved for criminal cases (B)	Ratio of individuals for whom advocacy and defense were approved to total applicants (C)=(B)/(A)	No. of applications for legal aid in criminal cases by detainees (D)	No. of cases in which the detainees received legal aid for criminal cases (E)	Percentage granted (F)=(E)/(D)
2015	26,597	17,872	67.20	6,339	4,564	72.00
2016	33,194	23,239	70.01	7,753	5,604	72.28
2017	39,020	26,649	68.30	9,548	6,517	68.26
2018	40,907	26,832	65.59	11,047	6,985	63.23
2019	43,579	27,979	64.20	11,195	6,872	61.38

Source: (A) and (B) from the work report of the Legal Aid Foundation

Note: The types of aid provided for criminal cases in (E) are different from those provided in (B); aid in (E) is not restricted to advocacy and defense.



80. Average detention period at different court levels between 2015 and 2019: The average detention period was 2.02 months for District Courts and their branches, 2.44 months for High Courts and their branches, and 1.51 months for the Supreme Court.
81. Table 29 show the mortality rate of detainees between 2015 and 2019. The main causes of death were cardiogenic shock, hypertrophy of the heart, heart/lung failure, and septic shock accompanied by respiratory failure.

**Table 29 Mortality Rates of Detainees in Custody**

Unit: %

Year	Total	Mortality rate before arrival	Mortality rate after arrival	Death rate under guarded inpatient treatment	Citizen mortality rate
2015	0.2345	0.0697	0	0.1648	0.698
2016	0.2046	0.0432	0.0032	0.1582	0.733
2017	0.2181	0.0420	0.0275	0.1486	0.727
2018	0.2053	0.0305	0.0192	0.1556	0.733
2019	0.1877	0.0369	0.0289	0.1219	-

Source: Ministry of Justice

82. No capital punishment was carried out between 2006 and 2009, whereas four people were executed in 2010, five in 2011, six in 2012, six in 2013, five in 2014, six in 2015, one in 2016, zero in 2017, one in 2018, and zero in 2019.

### Media Coverage

83. The National Communications Commission is an independent authority that aims to make the acquisition and allocation of radio channels and TV broadcast frequencies as balanced and widespread as possible. Appropriate frequencies have been reserved to ensure fair and equal opportunities for the acquisition and allocation of radio channels and TV broadcast frequencies.
84. On April 16, 2015, the Enforcement Rules of the Radio and Television Act were amended to remove Article 29, the need to obtain a certificate of approval before a program is aired. The Radio and Television Act was amended on January 6, 2016, removing several outdated restrictions such as prohibition of content that undermines the dignity of the nation or the nation's military agenda, and the need to review advertisements before broadcasting.

85. To protect the viewing rights of people living in remote areas such as mountains and outlying islands, the NCC has continuously promoted wireless TV for remote areas and improved TV stations. The coverage rate was expanded to 96.79% in 2019 and the NCC continues to provide subsidies for follow-up operations and maintenance of TV stations.

### **Nongovernmental Organizations**

86. The organization and activities of the Republic of China's civil associations are governed by the Civil Associations Act. Each civil association is classified, based on its attributes, as a social association, occupational association or political association (including political party). Due to the nature of the three types of organizations, three laws including the Political Parties Act, Social Associations Act, and Occupational Associations Act were envisioned as the basis for supporting the development of civil associations. Before the promulgation of the Political Parties Act on December 6, 2017, political parties were established through a registration-based system while political associations were established through a permission-based system. After the promulgation, all associations created in accordance with Article 3 of the Act are referred to as political parties and are established through a registration-based system. According to the current Civil Associations Act, the procedures for the establishment of social associations mainly include: (1) To apply for the establishment of an association, the initiators shall prepare the required documents for the application process. (2) An initiators and preparatory meeting shall be convened, and an establishment conference shall be held. (3) Upon approval of registration, the association will be issued an accreditation certificate and an official seal by the regulating authority. (4) To apply for the status of a juridical association through registration (the association may apply directly to a District Court as required). As of 2019, the ROC had 57,348 various social associations (19,439 national and 37,909 local); 5,294 commercial and freelance associations, of which 366 were national and 4,928 were local, including 258 industrial associations, 2,300 commercial associations, and 2,736 freelance associations). Prior to the promulgation and implementation of the Political Parties Act, there were a total of 59 political associations operating at the national level (refer to Note 61 of this Report for the number of political parties).

87. Out of respect for the people's freedom of association, the government has been constantly revising civil association laws to allow greater freedom of association. Under the latest regulations, the government no longer intervenes but instead provides counsel to civil associations. The requirement of a permit has since been removed, and those who wish to associate may simply register with a government authority. Before relevant laws are amended, civil organizations need only notify relevant authorities regarding many details which formerly required approval. In addition, the Civil Code states that majority is attained upon reaching the age of 20. Current regulations require initiators of civil associations to be over 20 years old without related negative qualifications. The legislative intent is to ensure that the person in charge, elected staff, and members bear responsibilities for legal actions in association (business) affairs. However, to expand the people's right to diverse participation and protect the freedom of association, the draft of the Social Associations Act has been delivered to the Legislative Yuan for deliberation. Related regulations on whether members, directors, and supervisors of associations have the capacity to carry out juridical acts have been canceled and the government fully respects the self-governance of associations and results of related elections. These measures will prove to be more favorable for the people's freedom of association and the development of civil associations.

## **II. General Framework for the Protection and Promotion of Human Rights**

### **C. Acceptance of International Human Rights Standards**

#### **Approval of Major International Documents on Human Rights**

88. Table 30 shows a list of core UN international human rights conventions ratified, acceded to or incorporated into domestic law by Taiwan. Table 31 shows a list of other UN-related international human rights conventions that have been signed, ratified, or incorporated into domestic law by Taiwan. Table 32 shows the International Labor Organization conventions signed, ratified, or incorporated into domestic law by Taiwan. Table 33 shows the UN Educational, Scientific, and Cultural Organization conventions signed, ratified, or incorporated into domestic law by Taiwan. Table 34 shows the Hague Conference on Private International Law conventions signed, ratified, or incorporated into domestic law by Taiwan.

### **D. Legal Framework that Serves to Protect Human Rights at the State Level**

#### **The Constitution**

89. Chapter 2 of the Constitution stipulates the rights and obligations of the people. Articles 7 to 24 specify fundamental human rights such as equality; right to personal liberty; freedom of residence and migration; freedom of speech, teaching, writing, and publication; freedom of secrecy of correspondence; freedom of religion; freedom of assembly and association; right to exist; right to work; right to property; right to petition; right to administrative appeal; right to judicial remedy; rights to election, recall, initiative, and referendum; rights to take state examinations and to hold public office; right to receive compulsory basic education; other freedoms and rights; and the right to claim damages from the State.

90. In Chapter 13 (Fundamental National Policies of the Constitution), Articles 142 to 151 outline fundamental economic principles that concern human rights, such as land policies, operation of monopolistic state-owned enterprises, control and support of private capital, agricultural development, balance in local economic development, trade in goods, management of financial institutions, financial institutions for the masses, and economic development involving overseas Chinese compatriots. Articles 152 to 157 outline fundamental human rights such as employment, protection of laborers and farmers, employer-employee relations, social insurance and social aid, women's and children's

welfare policies, and promotion of sanitation and health protection services. Articles 158 to 167 outline fundamental human rights with regard to education and cultural development, equal education opportunities, primary and supplemental education, establishment of scholarships, supervision of educational/cultural authorities, promotion of educational/cultural businesses, assurance of educational/cultural budgets and funding, assurance for educational/cultural workers, incentives for scientific inventions and discoveries, protection of cultural heritage, and subsidization of educational/cultural businesses. Articles 168 to 169 outline fundamental human rights for ethnic groups in frontier regions and support to frontier businesses.

### **Human Rights Conventions Included in Domestic Legislation**

91. Of the nine core United Nations human rights conventions, the International Convention on the Elimination of All Forms of Racial Discrimination remains binding on the ROC as it completed the procedures for depositing the instrument of ratification before it withdrew from the United Nations. Five others, including the International Covenant on Civil and Political Rights (ICCPR); International Covenant on Economic, Social and Cultural Rights (ICESCR); Convention on the Elimination of All Forms of Discrimination against Women; Convention on the Rights of the Child; and Convention on the Rights of Persons with Disabilities, have been incorporated into domestic law through the enactment of implementation acts. The aforementioned conventions that have entered into force do not contain reservation clauses. In addition to the enactment of implementation acts, the incorporation of conventions into domestic law can also be completed through Article 11 of the Conclusion of Treaties Act. The validity and practice of these two measures are the same and the method of adoption is determined by the competent authorities for each human rights convention. Although use of the Conclusion of Treaties Act can reduce the administrative cost to the government, civil society groups generally hope that the government can enact implementation acts. To meet the expectations of civil society groups, Taiwan enacted the General Operating Regulations for the Drafting of the National Human Rights Report and Organization of International Review Meetings for Core Human Rights Conventions. It specifies that national reports, international reviews, and implementation of Concluding

Observations and Recommendations must be completed for the human rights conventions incorporated into domestic law in accordance with the requirements therein and the procedural requirements of the General Operating Regulations. With regard to the progress of the other three human rights conventions that have not yet been incorporated into domestic law, refer to Notes 2 to 5 of the Response to the Concluding Observations and Recommendations on the second national reports on the two covenants and Note 57 of the third national reports on the ICCPR.

92. After the incorporation of international conventions into domestic law, they become law and their validity is the same as other laws of the ROC. The applicability of a certain law in a specific trial is within the scope of the independent judgment of the judge. The judge considers the regulatory purpose, target, historical background, and appropriateness for achieving justice in determining the legislation to be adopted for a specific case. Refer to Note 120 of this report for the number of cases that cited the two covenants.

### **Domestic Laws Protect Rights Enshrined in the International Covenant on Civil and Political Rights**

93. The Presidential and Vice Presidential Election and Recall Act, Civil Servants Election and Recall Act, and Referendum Act protect people's right to take part in politics.
94. The Labor Union Act protects the freedom of association.
95. The Code of Criminal Procedure, Detention Act, and the Criminal Speedy Trial Act protect the right to fair trial.
96. The State Compensation Law provides effective remedies when the rights or freedom of a person is infringed by a public servant. In addition, the Crime Victim Protection Act also protects people's rights and freedom from infringement and provides effective remedial or protective measures.
97. The Personal Data Protection Act regulates the fair collection, processing, and use of personal data to prevent infringements of personal rights and promote the reasonable use of personal data.

## **Domestic Laws Protect Rights Enshrined in the International Covenant on Economic, Social and Cultural Rights**

98. The HIV Infection Control and Patient Rights Protection Act protects the right to equality without discrimination.
99. The Labor Insurance Act, Act of Insurance for Military Personnel, Civil Servant and Teacher Insurance Act, Farmer Health Insurance Act, National Pension Act, Employment Insurance Act, National Health Insurance Act, Senior Citizens Welfare Act, the Act of Assistance for Family in Hardship, and other laws provide the right of each individual to social security.
100. The Housing Act, Basic Environment Act, Taxpayer Rights Protection Act, Income Tax Act, Vehicle License Tax Act, Land Tax Act, House Tax Act, and Water Supply Act protect the right of each individual to appropriate living standards for themselves and their family members.
101. The Communicable Disease Control Act protects the right to bodily integrity and health.
102. The Primary and Junior High School Act, Educational Fundamental Act, and Compulsory Education Act protect the right of each individual to education.
103. Statutes such as the Labor Standards Act, Act for Settlement of Labor-Management Disputes, Collective Agreement Act, Employment Service Act, and Middle-aged and Elderly Employment Promotion Act provide for laborers' working conditions and prohibit discrimination in employment.
104. For related regulations regarding the protection of the people's cultural rights, see Note 255 of the third national report on the ICESCR.

## **Domestic Laws Protect Rights Enshrined in the Convention on the Rights of the Child**

105. The Protection of Children and Youth Welfare and Rights Act and the Child and Youth Sexual Exploitation Prevention Act protect the rights of children and teenagers.

## **Domestic Laws Protect Rights Enshrined in the Convention on the Rights of Persons with Disabilities**

106. The People with Disabilities Rights Protection Act and Mental Health Act protect the physical and mental health of people with disabilities and mental health difficulties.

## **Domestic Laws Protect Rights Enshrined in the Convention on the Elimination of All Forms of Discrimination against Women**

107. The Sexual Assault Prevention Act and the Domestic Violence Prevention Act protect the rights of victims of sexual assault and domestic violence. In addition, the Gender Equity Education Act, and Act of Gender Equality in Employment protect gender equality rights.

### **Legislative Departments**

108. The Legislative Yuan has the power to decide by resolution upon international treaties and conventions, and may deliberate on related human rights bills, supervise applicable implementation by administrative departments, and accept petitions or lobbying from the general public to fulfill its functions and may also hold public hearings, question government officials, or retrieve related documents in order to assist with the aforementioned functions. When an executive decree is considered by the Legislative Yuan to contravene or violate applicable human rights regulatory requirements, it may have a related committee review the decree and may, upon the resolution of the full Yuan, notify the initiating government agency to correct or revoke the decree within two months. Upon failure to correct or revoke the decree by the given deadline, the decree is voided forthwith.

### **Judicial Departments**

109. Human rights protected by the Constitution and various laws are consolidated through all kinds of courts. See Notes 42 to 46 of this report.

110. The Judicial Yuan funded the establishment of the Legal Aid Foundation pursuant to the Legal Aid Act. Refer to Note 154 of this report for the implementation status.

### **Administrative Departments**

111. Pursuant to the implementation act for the two covenants, government agencies have the obligation to protect and enforce human rights to the extent of their vested authorities.

112. The Ministry of Justice is the central authority responsible for promoting the two covenants.

113. The Ministry of the Interior is the central authority responsible for protecting people's rights to political participation, accommodation, freedom of movement, and freedom of association, as well as the rights of new immigrants.



114. The Ministry of Education is the central authority responsible for people's right to education. The Ministry of Culture is the central authority responsible for people's rights to culture.
115. The Ministry of Health and Welfare is the central authority responsible for human rights related to health, social welfare, and social aid.
116. The Ministry of Labor is the central authority responsible for people's work rights.
117. The Environmental Protection Administration is the central authority responsible for people's right to a healthy environment.
118. The Civil Service Protection and Training Commission is the central authority responsible for protecting civil servants' rights and training.
119. The Control Yuan is the constitutional organ that protects human rights by exercising supervision.

#### **Citation of the Two Covenants**

120. With the enactment of the enforcement rules, the two covenants have now been adopted into the judicial system, which makes regulations protecting human rights legally enforceable under domestic laws. In Judicial Yuan Interpretations No. 392 and No. 582, before the enactment of the aforementioned enforcement rules, reference was made to Article 9, Paragraph 3 and Article 14, Paragraph 3, Subparagraph 5 of the ICCPR to explore the restrictions on the freedom of criminal suspects and provide all those charged with a crime with minimum guarantees such as to examine, or have examined, the witnesses against them. In Judicial Yuan Interpretation No. 710, reference was made to Article 12 and Paragraph 6 of the General Comment No. 15 of the ICCPR in concluding that after formally obtaining permission from the competent authorities and having legally entered the Taiwan Area, the freedom of movement of people from the Mainland Area should in principle be protected by the Constitution. In Judicial Yuan Interpretation No. 775, reference was made to the non bis in idem principle in Article 14, Paragraph 7 of the ICCPR, meaning that after a judgment is rendered, unless otherwise for the protection of critical public interests, no one shall be liable to be prosecuted, tried or punished again for an offense for which he or she has already been finally convicted or acquitted. This principle protects people from the hazards of repeated trials and punishments for the same act and ensures the finality of a judgment. The two

covenants have been cited in a total of six Judicial Yuan Interpretations. Since the enactment of implementation rules for the two covenants, the Judicial Yuan has been gathering a list of court judgments and Judicial Yuan Interpretations in which the two covenants were cited, and posting them on the human rights section of the Judicial Yuan's website along with a link to the Ministry of Justice's human rights section. This information is intended to provide useful references for judges when making decisions, and has been made accessible to academia and the general public. By February and July 2014, the Judicial Yuan had completed a database of judgments from criminal, civil, juvenile, family, and administrative courts, as well as interpretations made by the justices of the Constitutional Court in which the two covenants were cited as reference. Today, the database continues to gather cases and data on judgments made in reference to the two conventions, and its contents are accessible to the public. The number of citations of the two covenants in the judgments of the three high administrative courts and district courts can be found under the "Judgments Citing the Two Covenants" on the human rights section of the Judicial Yuan website. A total of 113 judgments in civil (excluding domestic) cases from 2015 to 2019 cited the two covenants.

- 121.** After the incorporation of international conventions into domestic law, they become laws and their validity is the same as other laws of the ROC. The rights protected by the covenants are also items protected in relation to tortious acts in Articles 184 to 198 of the Civil Code. Where such rights are damaged by illegal acts, the individual may file for remedies in accordance with the aforementioned regulations.
- 122.** Every human rights protection rule in the two covenants has domestic legal status. Claims regarding damages to freedom or rights are based on the application and interpretation of laws. The courts' independent exercise of judgment should be respected. The Supreme Court and Supreme Administrative Court formed a Grand Chamber in 2019. The Grand Chamber may accept certain cases in the future or render a unified interpretation for the aforementioned legal disputes.

## **Remedies for Rights Violations**

123. When parties concerned disagree on the ruling made by a judge who should apply human rights conventions incorporated into domestic law but fails to do so, or the judgment of a lower court, they can appeal to an upper instance court in compliance with legal procedures for a remedy. See Note 44 of this report for the remedy system.

### **E. Legal Framework that Serves to Enhance Human Rights at the State Level**

124. The Control Yuan has been a voting member of the International Ombudsman Institute (IOI) since 1994. To ensure that the Control Yuan meets the Paris Principles in its overall operations, the Control Yuan introduced three draft laws, including the Organic Law of the Control Yuan National Human Rights Commission, on June 11, 2019. The laws were passed upon the third reading in the Legislative Yuan on December 10, 2019, and promulgated by the President on January 8, 2020. Refer to Note 1 of the Response to the Concluding Observations and Recommendations by international experts on the second national reports on the two covenants. After the official establishment of the National Human Rights Commission in 2020, the Control Yuan will expand organization and manpower for research and planning, monitoring visits and operations, and education and exchanges to handle new human rights issues and enhance human rights promotion and protection.

125. The Presidential Office Human Rights Consultative Committee was set up in 2010 with 15 to 21 members. The members appointed by the President are representatives from government agencies, scholars, experts, and representatives from civil society groups. The budget is appropriated by the Presidential Office and related ministries and councils under the Executive Yuan. Its tasks include to advocate and provide consultation on human rights policies, to conduct research on international human rights systems and legislation, to deliberate on international exchange affairs on human rights, to advise the President on other matters relating to human rights, to provide consultative opinions on drafting national human rights reports in accordance with regulations in human rights conventions of the United Nations and organizing plans for international review meetings, provide consultative opinions, and supervise the implementation of Concluding Observations and Recommendations. The Committee, however, is only consultative in nature and is not

authorized to accept and handle complaints, investigations, and deliberations associated with human right infringement cases.

- 126.** As is indicated in Article 7 of the Act to Implement the International Covenant on Civil and Political Rights and the International Covenant on Economic, Social and Cultural Rights, the budget needed for government agencies at all levels to enforce requirements in the two covenants and protect human rights will be prioritized in accordance with financial conditions and implemented step by step. In order to put the requirements in the aforementioned laws and regulations into practice, agencies at all levels shall appropriate related budget for enforcing the requirements for human rights protected by the two covenants depending on their annual administrative plans and operations.
- 127.** The Executive Yuan established a human rights protection and promotion task force in 2001 that is comprised of 21 to 27 members. The convener and deputy convener positions are currently held by a Minister without Portfolio and the Deputy Minister of Justice, respectively, with various heads of ministries, scholars, and experts as members. It is tasked to study human rights protection systems in other countries and international human rights regulations, promote collaboration and exchange with international human rights organizations, deliberate upon and promote the establishment of the organization of a national agency for human rights protection, discuss human rights protection policies, laws, and regulations, negotiate and promote human rights protective measures, research and develop human rights education policies, and raise awareness of human rights protection as well as to set up the human rights mail box as the platform for the general public to make proposals and file complaints. To consolidate gender equality and protection of the rights of indigenous peoples and new immigrants, revive Hakka culture, and organize operations relating to the human rights of children, teenagers, and people with disabilities, the Executive Yuan has also established the Gender Equality Committee, Council of Indigenous Peoples, Committee for the Coordination of New Immigrant Affairs, Hakka Affairs Council, the Executive Yuan Task Force for Promoting the Welfare and Rights of Child and Youth, and Committee for the Promotion of the Rights of Persons with Disabilities. They are in charge of directing and supervising related operations carried out by government agencies at all levels.

- 128.** The Local Government Act stipulates that local self-governing bodies shall establish self-government ordinances with regard to issues that create, deprive, or restrict the rights and duties of their residents. In other words, in protecting human rights, one of the most important functions of local legislative bodies is to deliberate on and approve applicable self-government laws and regulations on human rights and protect the rights of local residents, as empowered to do so by their constituency. The rights of residents in accordance with laws and self-government regulations include the right to elect and recall local civil servants, the right of initiative and referendum on local self-government matters, the right to use local public facilities, the right to access local education, culture, social benefits, and healthcare in compliance with laws and self-government regulations, the right to request disclosure of local government information according to law, and other rights given under laws and self-government regulations.
- 129.** In 2019, budgets across the Executive Yuan and its subordinate ministries, councils, and commissions for enforcing human rights protections as stated in the two covenants totaled NTD 1.3494 trillion. The budgets were spent on many projects, including: promotion of human rights conventions, human rights education, gender mainstreaming education and training, training for detainees, improvement of social care and facilities, funding for the Legal Aid Foundation, protection of the rights of minorities such as Hakka and indigenous peoples, promotion of workplace safety, occupational health services, funding for social insurance and welfare, and employment for people with disabilities and other disadvantaged groups.
- 130.** The Control Yuan may review any actions by government agencies in violation of international human rights standards, as well as propose corrective measures. It may also continue to organize educational training on human rights conventions in accordance with Act to Implement the Two Covenants. It may invite scholars, experts, and representatives of government authorities and nongovernmental organizations to organize thematic seminars or consultations.
- 131.** In 2000, the Control Yuan established the Human Rights Protection Committee, originally comprising nine to 11 members drawn from its ranks. To expand participation, all members

of the Control Yuan began serving as members of the Committee starting July 2018. Its main functions include: uncovering and investigating human rights violations; reviewing the Control Yuan's investigative reports into human rights protection and offering suggestions; making recommendations on human rights legislation; promoting and supervising the adoption of international human rights conventions; communicating with domestic and international human rights groups; and formulating and promoting human rights education. The Organic Law of the Control Yuan National Human Rights Commission was passed in the Legislative Yuan on December 10, 2019, and promulgated by the President on January 8, 2020. After the official establishment of the National Human Rights Commission, the original Human Rights Protection Committee will cease operations and its original operations and functions will be incorporated into the National Human Rights Commission.

132. In 2011, the Examination Yuan established a human rights task force to oversee the implementation of human rights policies within the Examination Yuan. The task force consists of between 11 and 15 members, with the vice president of the Examination Yuan serving as the convener. Members of the task force include the secretary-general of the Examination Yuan, division, office and committee heads, scholars and experts. Their responsibilities are to supervise the implementation of human rights protections within their respective domains, and report and monitor improvements regularly to the Examination Yuan.

#### **Relevant Training and Advocacy of Human Rights Instruments**

133. Due to the international political realities that prevent the Republic of China from joining the United Nations, related documents on human rights are forwarded to overseas units and handed to local government officials or people friendly to the ROC while approaching them on related matters so that they know the progress of human rights in the ROC.
134. To increase human rights awareness and promote human rights education, courses on international human rights conventions have been made a mandatory part of policy training programs for government agencies. With regard to the Basic Training for Personnel Newly Passed the Civil Service Examinations, Rank Promotion Training, and mid- to long-term development training of senior civil servants, refer to Notes 13 to 15 of the Response to the Concluding Observations and Recommendations by international experts on the second national reports on two covenants.

135. Human rights concepts have been incorporated into test subjects related to the Special Examination for Judges and Prosecutors and the Bar Examination. Human rights education has been listed as a key project in judiciary training (including judges, prosecutors, other judicial personnel, and judicial police).
136. Out of respect for humanity and human rights, related courses on the two covenants and human rights protection for judges have been enhanced. Digital courses have also been organized for training for judges and courts have been requested to organize their own training programs. The participation rate of judges in training and studies related to human rights conventions from 2015 to 2019 exceeded 80%. Budgets have been allocated to finance the promotion of the two covenants and on-the-job training each year.
137. The Ministry of Justice created the Giant Step in Human Rights website in June 2009. The section contains information on the Giant Step project, Chinese and English versions of the two covenants and the general comments, implementation status of the two covenants, related self-produced training handouts and human rights materials, government agency reviews of laws and regulations in violation of the covenants, research reports and official recommendations on incorporating international conventions into the domestic legal system, Concluding Observations and Recommendations adopted by international human rights experts, and progress updates issued by various government agencies. The information has been made available online to serve as reference. Central and local authorities have also been requested to provide links to the Giant Step in Human Rights website on their official websites.
138. Human rights courses have been included as part of lawyers' basic training. These courses emphasize topics such as roles and defense strategies of criminal lawyers, wrongful cases, post-conviction reviews in practice, parental rights and child support in divorce cases, employment-related constitutional lawsuits before interpretation, severance pay, and occupational hazards.
139. The human rights education material "Two Covenants Human Rights Stories for the ROC Armed Forces" was completed in 2018 to help officers and enlisted men understand the contents of the two covenants and learn to use the two covenants in their work, train seed

instructors for human rights training in accordance with the two covenants, and promote human rights education in the ROC Armed Forces.

- 140.** To promote human rights awareness among law enforcement personnel, the Ministry of the Interior has devised a series of human rights training programs, published work manuals for preventing human trafficking and compilations of related regulations, and published “The Rights of Victims of Human Trafficking” manual in multiple languages. They are provided for use by law enforcement and prosecutorial agencies to enhance the human rights awareness of police officers and related law enforcement personnel.
- 141.** To enhance the human rights awareness of protective services social workers, courses on domestic violence prevention, sexual assault prevention, child and youth protection, protection for the elderly, and protection of people with disabilities have been continuously provided. Human rights education has been incorporated in professional medical ethics and core clinical competencies for doctors who have recently graduated. A total of 2,367 doctors attended the clinical training after graduation in 2019.
- 142.** To enhance teacher trainees’ and teachers’ professional skills for human rights education, human rights education has been included as part of pre-service programs for teachers. In addition, human rights education has also been included as a key subsidized item for on-the-job training for teachers in kindergartens and schools up to the senior high school level.
- 143.** Development of human rights education in all schools:
  - (1) Overview of human rights education in primary and junior high school: Human rights education has already been included the nine-year junior high and elementary school curriculum launched in 2011. Basic ideas, course targets, and indicators of capabilities in different segments have been established. Elementary and junior high school teachers are taught important concepts for human rights education, democracy, and the rule of law through the studies, onsite assistance, workshops, seminars, and related activities organized by counseling workshops.
  - (2) Overview of human rights education in higher secondary education: In the curriculum outline for regular senior high schools implemented in 2010, contents on humanity and human rights have been added to the Citizen and Society Syllabus. The High School Human Rights



Education Resource Center was established in 2018 to take charge of the training of seed teachers for human rights education, teacher empowerment training, materials and pedagogy development, and the establishment of teachers' social media. Human rights education continues to be listed as an important topic in the 12-year compulsory education program implemented in 2019.

(3) Overview of human rights education in tertiary education: To help policy implementation, the Ministry of Education has encouraged all schools to open courses related to human rights and the rule of law in the annual National Conference for the University Presidents in Taiwan and the National Conference for the Academic Affairs Supervisors of Public and Private Universities in Taiwan. A total of 4,467 courses related to human rights and the rule of law were offered in 445 departments in 70 regular universities for a total of 248,570 attendants in the 2018 academic year; a total of 2,310 courses related to human rights and the rule of law were offered in 358 departments in 68 schools for a total of 126,712 attendants in the first semester of the 2019 academic year. In technical colleges, a total of 2,551 courses related to human rights and the rule of law were offered in 444 departments in 82 schools for a total of 119,906 attendants in the 2018 academic year; a total of 1,185 courses related to human rights and the rule of law were offered in 277 departments in 79 schools for a total of 58,051 attendants in the first semester of the 2019 academic year. The Ministry of Education also continued to promote the courses and encouraged schools to open more courses related to human rights.

(4) Overview of human rights education in social education: The Ministry of Education provides subsidies to community colleges each year to provide courses related to civic literacy, human rights, and the rule of law.

**144.** National Taiwan Normal University conducted the Human Rights Education Self-Assessment Implementation Plan for High Schools or Lower in accordance with UN indicators. It surveyed school administrative personnel, teachers, students, and parents to gain a comprehensive view of the current state of human rights education in Taiwan and establish regular review mechanisms for future human rights education.

145. Meanwhile, the National Communications Commission implemented a new policy that sought to reward TV and radio stations for any contributions made toward protecting the interests of disadvantaged groups, cultural diversity, gender equality, and protection of children and youths. In addition, the NCC keeps TV and radio stations informed of the nation's human rights policies and laws.
146. A wide variety of media such as TV, movies, radio, newspapers, light boxes for public service announcements in international airports, the Internet, social media, and other printed publications have been adopted to inform the public of the implications of the two covenants, as well as relevant actions taken by the government. The government actively promotes international human rights documents and enhances communication with the people in regard to the government's important policies and regulations for the protection of human rights.

#### **Measures Taken to Enhance Social Involvement in Human Rights Protection**

147. To strengthen promotion of the human rights of indigenous peoples, the Council of Indigenous Peoples allocates an annual budget to sponsor events that promote the basic rights of indigenous peoples and cultural, educational, and industrial development-related campaigns organized by civil society groups. It also subsidizes individuals or groups attending international conferences.
148. The Ministry of Foreign Affairs helped sponsor the founding of the Taiwan Foundation for Democracy. It aims to promote democracy and human rights domestically and engage related private-sector organizations to bring them in line with global standards. The Ministry subsidized local and foreign academic institutions, think tanks, private-sector organizations, NGOs, and domestic political parties for promoting democracy and human rights or attending international conferences related to human rights or international democracy exchange programs. The Foundation regularly publishes the *Taiwan Democracy Quarterly* and the English journal *Taiwan Journal of Democracy*.
149. The National Human Rights Museum of the Ministry of Culture has been conducting thorough research and interviews on the nation's human rights history. In separate stages, the Museum will enrich its collection of human rights records that can be used by local governments and NGOs in their education and research efforts.

- 150.** The Ministry of Education Human Rights and Civic Education Mid-Range Plan, revised by the Ministry of Education in 2016, is being implemented from 2017 to 2021. The implementation of the revised Plan is based on a systematic, integrated, comprehensive, practical, continuous, and forward-looking approach. It incorporates four strategies: creating friendly school environments that respect human rights and encourage public participation; developing and implementing human rights and civic education courses and teaching materials; strengthening teachers' professional ethics and understanding of human rights, civic knowledge, and the rule of law; and widely disseminating and promoting human rights and civic education concepts and practices. These approaches, together with 23 work indicators, integrate the diverse resources of the government, communities, and civil society groups to establish a student-oriented human rights and civic education environment.
- 151.** The Ministry of Health and Welfare is committed to promoting children's rights and protecting the rights of people with disabilities. The central government has cooperated with local governments, NGOs, and mass media to raise awareness of the rights of children and people with disabilities through a diverse range of channels as it continues to organize diverse training activities.
- 152.** Easy-to-read versions, Braille, sign language, and audio book versions of related documents have been produced in the initial national report for the Convention on the Rights of the Child and the Convention on the Rights of Persons with Disabilities. They have been placed in local governments, public libraries, special education schools, and national organizations. To protect the rights of people with disabilities, the competent authority is expected to include the principles of reasonable accommodation and universal design in amendments to regulations before 2023. In addition, the Legal Aid Program for People with Disabilities was established to provide necessary legal assistance.
- 153.** Between 2015 and 2019, the public welfare lottery fund was used to subsidize governments at all levels and civil society groups. Private resources were combined to promote victim protection and gender violence prevention, with subsidies totaling NTD 667,138,400 being granted for this purpose. In addition, subsidies totaling NTD 442,422,167 were allocated from the Domestic Violence and Sexual Assault Prevention Fund from 2016 to 2019 to

support government agencies and civil society groups engaging in the prevention of domestic violence, sexual assault, and sexual harassment.

154. Since 2005, budget that provides financial support for the Legal Aid Foundation has been allocated by the Judicial Yuan pursuant to the provisions of the Legal Aid Act in order to provide necessary legal aid to individuals who do not have the financial resources or cannot be protected by the law due to other reasons. Between 2015 and 2019, the Judicial Yuan donated NTD 270 million to the Foundation and subsidized NTD 5,821,972,000 of its operating budget. The Legal Aid Foundation has set up 22 branches nationwide. Between 2015 and 2019, it received a total of 361,850 legal aid applications, of which 257,453 were granted. The approval rate for legal aid was 71.15%. In addition, the foundation also provided legal counsel in 565,631 cases.
155. The Ministry of Justice founded the Association for Victims Support and supervises its victim protection efforts. Between 2015 and 2019, the Ministry provided the Association with subsidies of NTD 65,754,000, NTD 83,010,000, NTD 87,300,000, NTD 75,246,000, and NTD 62,691,000.
156. The Ministry of Justice oversees the Taiwan After-care Association and the Fujian After-care Association, which assist former convicts. The ministry also subsidizes other private-sector organizations assisting the rehabilitated. Between 2015 and 2019, the Ministry provided the Association with subsidies of NTD 8,557,000, NTD 45,603,000, NTD 43,322,000, NTD 38,917,000, and NTD 37,360,000. Subsidies were provided for 61 cases.

### **International Cooperation, Development, and Assistance**

157. The International Cooperation and Development Fund (TaiwanICDF) is an institution that specializes in providing foreign aid. It organizes various international cooperation projects with partner countries and helps promote government development and aid programs. The budget for official development assistance (ODA) of Taiwan devoted to international collaboration in 2019 was around USD 318 million, accounting for 0.051% of the national gross income (GNI) of Taiwan. Foreign aid donated through NGOs in 2019 totaled USD 1.06 million and materials totaled USD 12.40 million.

- 158.** The APEC Skills Development Capacity Building Alliance (ASD-CBA) project was launched in 2016 and two APEC Upskilling Workshops were set up in Taiwan to help promote high-quality growth and enhance talent cultivation and exchanges in the Asia-Pacific. Taiwan, the United States, and Australia jointly funded the APEC Women and the Economy Sub-Fund in 2017 to promote economic empowerment for women, improve their employment environment, and promote women rights development. International digital exhibition courses were held in 2018 and 2019 and representatives from countries such as Chile, Indonesia, Malaysia, New Zealand, Philippines, Russia, Thailand, and Vietnam joined elites in the exhibition industry in Taiwan for training.
- 159.** In 2019, the Ministry of Foreign Affairs commissioned the TaiwanICDF to send 24 technical, medical, and investment and trade service missions consisting of 268 technicians, substitute service draftees, and college interns to 23 countries in the Asia Pacific, West Asia, Africa, Caribbean, and Latin America. They engaged in 91 projects including agriculture, animal husbandry, gardening, aquaculture, technical and vocational education, Chinese language education, ICT, industry, trade and investment, public health, and medical care, five consultancy projects, and one Chinese language teacher project. Personnel from friendly developing countries were also invited to Taiwan to receive education and training and participate in seminars. Scholarship programs were provided to undergraduate, graduate, and PhD students to help partner countries cultivate talents.
- 160.** To fulfill international social responsibilities, Taiwan is committed to strengthening medical cooperation with allies and friendly countries and helping them attain SDG 3 of the UN 2030 Sustainable Development Goals: “Ensure health and promote the well-being of all age groups.” Between 2015 and 2019, Taiwan engaged in multiple international disease prevention efforts with the United States, the European Union, Austria, and Asian countries. Taiwan also worked with the Vatican in promoting humanitarian aid in the medical sector. In addition, Taiwan International Health Action (TaiwanIHA) continued to organize international medical collaboration and emergency medical aid programs in accordance with diplomatic policies.

- 161.** Taiwan has been an active participant in international collaborative campaigns for foreign aid and has entered bilateral agreements, memorandums, and cooperation frameworks on agricultural cooperation with many countries to promote various international agricultural cooperation efforts through bilateral agricultural meetings and consultations. The TaiwanICDF, for instance, offers assistance on developing agriculture and fishery industries through technical cooperation and related training.
- 162.** Taiwan organized “A Civil Society Dialogue on Securing Religious Freedom in the Indo-Pacific Region” in March 2019, attended by 80 religious figures and representatives of human rights groups from more than 10 countries in the Indo-Pacific region. Sam Brownback, United States Ambassador at Large for International Religious Freedom, also came to Taiwan to attend the event. In addition to selecting Taiwan’s first Ambassador at Large for International Religious Freedom, Taiwan also announced donations to the International Religious Freedom Fund of the United States Department of State.
- 163.** Tibetans in exile mostly reside in countries such as India, Nepal, and Bhutan. Tibetan communities often lack medical, sanitary, and educational resources. The government worked with domestic NGOs in the implementation of humanitarian aid programs for Tibetan communities overseas including training local medical and nursing personnel, and providing volunteer clinic services, health education, information technology education, and disaster prevention training. The Tibet Assistance Volunteers Training Camp is organized each year and had trained 2,101 people as of 2019. It trains professionals in providing aid to Mongolian and Tibetan communities and connects with international humanitarian aid trends.
- 164.** In 2014, the Ministry of Labor began accepting missions to organize career training programs for young people living in Pacific allies to help them develop professional skills and capabilities. It has assisted Tuvalu, Kiribati, Marshall Islands, Nauru, Palau, and the Solomon Islands in developing local professionals and manpower resources for the labor market.
- 165.** The Ministry of Economic Affairs has conducted the Industrial Technical Instructor Training Program each year since 2004. Over the past five years, a total of 291 instructors from 12 countries around the world have received training under the program. A range of courses have been provided under the program, including computer-aided machinery manufacturing, optoelectronics and

machinery industry automation technologies, smart machinery, and solar power/green energy.

## **F. Reporting Procedures at the National Level**

- 166.** Although the United Nations did not accept the instrument of ratification from Taiwan for the two covenants, the Presidential Office Human Rights Consultative Committee of Taiwan compiled and released the initial and second reports on the two covenants and the common core document in 2012 and 2016 in accordance with United Nations guidelines on the form and content of reports to be submitted by state parties to international human rights conventions. The Executive Yuan will release the third national reports on the two covenants in 2020. The Ministry of Justice is an advisory agency of the Presidential Office Human Rights Consultative Committee. It is responsible for acquainting government officials with the format needed for the national human rights reports and instructing these agencies to provide drafts. The agencies are required to actively provide human rights deficiency reports and rectification plans.
- 167.** Taiwan has established mechanisms for drafting the national reports and all central government agencies are required to take part in the drafting process. Statistical data and implementation status at the national level also include data from local governments. Taiwan also held related domestic review meetings and invited civil society groups, scholars, and experts outside the government to participate. They conducted debates on the report draft and provided recommendations to ensure the adequacy of the contents. The Presidential Office Human Rights Consultative Committee was responsible for reviewing the final draft before the initial and second reports were submitted to international human rights experts for review. The Human Rights Promotion Task Force of the Executive Yuan was responsible for reviewing the final draft before the third reports were submitted to international human rights experts for review. In addition, as the United Nations cannot review Taiwan's reports, we designed a review system similar to the United Nations' review mechanisms and invited international human rights experts to visit Taiwan every four years starting in 2013 to review the reports and publish Concluding Observations and Recommendations. The compilation of guidelines on the form and content of reports to be submitted by States Parties to the international human rights treaties, general comments released by treaty bodies, other

international documents on human rights, and Taiwan's past national reports and their Concluding Observations and Recommendations have been published on the human rights section of the Ministry of Justice website for reference by all.

- 168.** Related operating procedures for the drafting of the national reports on core human rights covenants and organization of international review meetings are provided in Figure 4 and related task assignment is provided in Figure 5.
- 169.** In response to the Concluding Observations and Recommendations submitted by international human rights experts after their review of the second national report on the two covenants, the Ministry of Justice has established the Plans for the Implementation, Management, and Evaluation of the Concluding Observations and Recommendations from the International Review Meeting for the Second National Reports on the Two Covenants. The competent authorities related to the Concluding Observations and Recommendations are required to propose specific plans and establish measures, human rights indicators, and estimated schedules for the completion of human rights indicators, and implement follow up management and evaluation. Throughout this process, the competent authorities are required to invite related civil society groups and members of the Presidential Office Human Rights Consultative Committee to take part in the review. The plans, measures, and human rights indicators proposed by the competent authorities must be fully communicated in order to improve the human rights deficiencies described in the Concluding Observations and Recommendations. Twenty-one sessions of the review meeting were organized with the participation of civil society groups. The competent authorities discuss the opinions collected in the review mechanisms with civil society groups' participation and amend related plans, measures, and human rights indicators before reporting to members of the Presidential Office Human Rights Consultative Committee for review. The members review whether the competent authorities have revised the response form in accordance with resolutions of the aforementioned civil review meetings and the status of the adoption of opinions proposed by civil society groups, so as to ensure that the competent authorities have implemented follow-up items in accordance with the resolutions of the review meetings and effectively make use of the civil society groups' participation in review meetings.



### **III. Information on Nondiscrimination, Equality, and Effective Relief Measures**

#### **G. Nondiscrimination and Equality**

##### **Inequality Caused by Economic and Social Conditions**

170. Women's rights: Taiwan adopted the Enforcement Act of Convention on the Elimination of All Forms of Discrimination against Women and incorporated the Convention into domestic law to eliminate discrimination against women, protect gender-based human rights, and promote gender equity. This was aimed at upholding the United Nations Convention on the Elimination of All Forms of Discrimination against Women of 1979.
171. Children's rights: The Implementation Act of the Convention on the Rights of the Child was enacted and incorporated into domestic law to ensure that children enjoy special care and assistance as well as to facilitate the full and harmonious development of their character and ability to live independently in society. This was part of an effort by Taiwan to uphold the Convention on the Rights of the Child of 1989.
172. Rights of people with disabilities: Taiwan enacted the Act to Implement the Convention on the Rights of Persons with Disabilities and incorporated the Convention into domestic law to protect the rights of people with disabilities, ensure equal participation opportunities, and eliminate discrimination and inappropriate treatment in all aspects of life. This act was part of an effort to uphold the Convention on the Rights of Persons with Disabilities of 2006.
173. Rights of senior citizens: To implement the United Nations' Principles for Older Persons of 1991 aimed at ensuring the independence, participation, care, self-fulfillment, and dignity of senior citizens, the government established the National Pension Insurance program to protect individuals without employment insurance and provide basic economic security for the elderly as well as an allowance for low- and lower-middle-income senior citizens. In accordance with the Senior Citizens Welfare Act, the elderly receive a 50% discount when taking domestic state-run or private marine, land, and air public transportation; accessing recreational places; and visiting cultural and educational facilities. Community service stations have also been set up and other resources made available to senior citizens through public-private sector collaboration.

- 174.** The government works with civil society groups to set up Community Care Stations to put into practice the concepts of aging in place and preventive care services for communities. As of October 2019, it had created 3,954 stations across the country, which provided home visits to more than 80,000 people, telephone greetings to more than 70,000 people, and meal services to more than 120,000 people. Services were extended to more than 270,000 people in total and health promotion activities were attended by more than 80,000 people. In addition, the stations also strengthened care services for seniors living alone. As of September 2019, 950,844 people had received telephone greetings; 956,714 people had been visited at home; 18,561 people had been escorted on medical care visits; and 2,624,350 meal services had been provided.
- 175.** Workers' rights: To implement the International Labor Organization Discrimination (Employment and Occupation) Convention, 1958 (No. 111), Taiwan enacted the Employment Service Act, which prohibits employment discrimination based on 16 specific attributes, such as age, place of birth, gender, and sexual orientation. Horoscope and blood type were added in 2018 so that all workers are accorded the right to equality in employment.
- 176.** Immigration service personnel contribute to the effort to assist immigrants by visiting outlying townships to provide related information, help submit applications, or refer them to new immigrant family service centers. This helps minimize the urban and rural differences in access to services and resources. Taiwan also promotes convenient mobile services that allow new immigrants to enjoy a more convenient life, receive employment information, and attend special family education forums as well as informative events focusing on health, welfare, and licensing laws and regulations. These measures help ensure that immigrants avail themselves of due benefits and services.
- 177.** Taiwan enacted the National Health Insurance Act and related regulations and measures to protect the right of all citizens, including marginalized groups, to receive medical care. Everyone has access to necessary medical care in the event of illness, injury or maternity. The provisions of the National Health Insurance Act parallel the topics outlined in the relevant international human rights instruments concerning the right to health.

178. Taiwan enacted the Housing Act and relevant regulations and measures to protect citizens' housing rights, improve the residential market, enhance living standards, and allow all citizens to live in appropriate housing and enjoy a dignified living environment.

### **Rights to be Improved with ICCPR**

179. In order to prevent defendants in detention from being discriminated against due to their detainee status, the government has added a new article to the Detention Act to safeguard defendants' rights. In addition, to enhance the protection of refugees, asylum seekers and their families, the government has drafted the Refugee Bill. Anti-discrimination amendments with regard to family and succession in the Civil Code have been introduced to protect equal rights and prohibit all forms of discriminatory acts.

### **Protection of the Rights of Various Disadvantaged Groups**

180. To protect adults should they lose their capacity for judgment, the government has implemented a longstanding system for legal adult guardianship and declaration of assistantship. Taiwan added the guardianship by agreement system to the Civil Code in 2019 to allow an individual to designate his/her future guardian when he/she is still capable of expressing his/her intent, rather than have the court select one should the need arise. This measure, based on the principle of voluntary choice, upholds human dignity and helps promote the interests of the individual.

181. Rights of crime victims: The government restructured the protection plans for victims of crimes and actively provides protection and litigation information, prompt assistance, support services, and personal safety and privacy in accordance with the needs of the victims; empowers victims in trials; protects their rights to claim compensation and file civil suits; provides special protection or measures for special cases; promotes restorative justice and strengthens the professional competencies of related practitioners; enhances victimization prevention; and improves policies for protecting victims of crimes.

182. Rights of rehabilitated offenders: After-care Associations provide protective services including counseling on entering shelters, skills training, guidance on employment, education and medical care, accommodation, emergency assistance, visitation and care, subsidies for travel expenses, escort service to home or other locations, and small business start-up loans.

In 2010, the government began to implement supportive services and family aid programs for families of the rehabilitated, thus extending protective services to the family and providing greater support to help rehabilitated offenders be accepted once again into their own homes.

**183.** The Primary and Junior High School Act and the Compulsory Education Act protect the right of each individual to compulsory education. To ensure equal right to education, most students are not required to take an exam for admission under the Senior High School Education Act and tuition is waived under certain criteria. Universities have introduced diverse admission channels as well as admission by recommendation to eliminate the urban and rural divide in access to education resources. Disadvantaged applicants are entitled to extra points or prioritized acceptance under the admission by recommendation program, in which the number of participating institutions increased to 62 in 2019. The government also encourages universities to recruit disadvantaged students through special recruitment channels. In the 2020 academic year, 1,214 openings were provided in 458 departments in 47 schools. The government requires schools to include students from different educational backgrounds (including overseas Taiwanese students, children of new immigrants, economically disadvantaged students, local students, and students from experimental education programs) and guides schools in the establishment of comprehensive learning assistance mechanisms for disadvantaged students. To lower the impact of the diverse admission policy on disadvantaged students, the government reduced or waived registration fees for various exams for students from low- and lower-middle-income households. In addition, written review of personal applications has been made electronic to reduce their economic burden. The government enacted the Special Education Act and Education Act for Indigenous Peoples to provide more extensive protection of the education rights of various disadvantaged groups. Moreover, in order to strengthen the concept of equality between men and women, the Gender Equity Education Act expressly prohibits any discriminatory conduct against either gender and protects women's right to education.

**184.** In order to ensure the right to education of students with disabilities, Article 22 of the Special Education Act stipulates that schools at all levels shall not deny admission to a student on the

basis of a disability. Taiwan is promoting the 12-Year Basic Education program, which includes compulsory education in elementary and junior high school. In addition to exam-free admission and selective recruitment channels that are available to all students, the government also provides adaptive counseling-based placement for senior high school and vocational high school students with physical or mental disabilities who want to undertake tertiary studies. To safeguard and increase opportunities for tertiary education for students with disabilities, each year the Ministry of Education also organizes admission interviews for students with disabilities, and encourages universities and tertiary colleges to organize their own entrance exams for students with disabilities. The Regulations Governing Grievance Services for Special Education Students were implemented to provide remedies for students with disabilities who have been subject to inappropriate treatment (such as discrimination). Each school is required to appoint at least two additional members—who may be scholars, experts, representatives of parent organizations, or professionals working in a special education related area—to its existing Student Grievance Evaluation Committee. (The same grievance handling mechanisms apply to all students but special members are appointed for special education students.)

185. Refer to Notes 164 to 167 of the third national report on the ICCPR and Notes 4 to 12 of the third national report on the ICESCR for laws and measures concerning the protection of rights of other disadvantaged groups.

#### **Other Specific Measures for Attaining Equality**

186. The Directorate-General of Personnel Administration of the Executive Yuan provides monthly statistics regarding the gender distribution of political appointees in the Executive Yuan, to serve as reference in the recruitment of new officials when vacancies become available. From 2015 to 2019, the proportion of female heads of government agencies increased from 10.81% to 14.71%, and the overall percentage of female political appointees increased from 9.30% to 14.29%. The Executive Yuan has increased the proportion of both the female heads of government agencies and female political appointees. In addition, when the Executive Yuan or its subordinate agencies select or recruit new employees when vacancies are available, it is desirable to provide them with their respective statistics on

gender breakdown, so that the heads of agencies may consult this information in their recruitment efforts.

- 187.** Article 129 and Article 130 of the Constitution state that elections shall be carried out by universal, equal, and direct suffrage and by secret ballot, and any citizen who has attained the age of 20 shall have the right of election in accordance with the law. The Presidential and Vice Presidential Election and Recall Act and the Civil Servants Election and Recall Act stipulate that the above age requirement applies as well, except in cases where the declaration of guardianship has not been revoked. Therefore, the right of election is not restricted in any way by financial, gender or educational criteria. Each person is entitled to one vote and all votes are equal. In addition, Article 15 of the Constitution states that “the right to live, the right to work, and the right to own property shall be guaranteed to the people.” Article 152 requires that “the State shall provide suitable opportunities for work to those persons who have the ability to work.” Article 4 of the Employment Service Act stipulates that “every national with working capability is equal in terms of the access to employment services,” and Article 5, Paragraph 1 of the same Act states that discrimination against any job applicant or employee on the basis of gender is prohibited. The Act of Gender Equality in Employment covers the prohibition of gender-based discrimination, prevention and correction of sexual harassment, and measures for promoting equality in employment, thereby providing a set of comprehensive guarantees to protect gender equality in the workplace.
- 188.** Measures have been taken to protect the voter privacy of the relatively small numbers of indigenous electors in urban areas, in order to prevent their political choice from being exposed and the principle of secret ballot from being violated. Article 57 of the Civil Servants Election and Recall Act states that in an election of indigenous civil servants, the election commission may, depending on the actual circumstances, make adjustments for indigenous electors in urban areas to cast their ballot in a centralized polling station in order to safeguard their rights.
- 189.** The government continues to promote plans for balancing urban and rural development. It integrated more than NTD 4 billion in central and local resources from 2015 to 2018 to create 17 prosperous and scenic townships that would contribute to overall regional development.

The government continued to promote the Heart of Town Development Program launched in 2017. The program is aimed at refurbishing the core residential areas in tier 2 and tier 3 townships and reducing the outward flow of young people. In coordination with the Executive Yuan's National Strategic Plan for Regional Revitalization, the government, industries, academia, and research institutions in 2019 worked in concerted effort to promote regional revitalization among local businesses and encourage youths to return to their hometowns.

190. Education for indigenous people has been a major concern for a long time. The more indigenous communities focus on receiving mainstream education, the faster they lose their own culture. Due to cultural differences, disparities exist between indigenous and non-indigenous students in the learning of math and science. Studies have found that curriculum and teaching materials are crucial to enhancing the education of indigenous peoples. In light of this, the Ministry of Science and Technology launched the Science Education Research Project for Indigenous Students in 2009. This program integrates indigenous cultures into the teaching of science subjects, and has developed school curriculums based on indigenous cultures as well as cultivated math and science teachers for indigenous communities. Between 2012 and 2018, a total of 788 teachers and 1,027 indigenous students from 344 elementary and junior high schools for indigenous peoples competed for the Science Education Award organized by the Council of Indigenous Peoples.

### **Various Educational Programs Advanced by the Government and Associated Promotional Activities**

191. Since 2008, the government has organized a series of activities each year around the time of the UN-designated International Immigrant Day (December 18) to help citizens gain a deeper understanding of the value of cultural diversity. Coverage of these activities in Chinese and English media have strengthened respect for cultural diversity.
192. Individual educational plans are designed and incorporated into group projects for students with disabilities at and below the senior high school level. Parents and guardians of students with disabilities are invited to participate in the formulation of these plans, and may invite relevant individuals to accompany them to these sessions when necessary. Flexibility is

essential in developing special education curriculum, teaching materials, teaching approaches and evaluation methods, taking into consideration the physical and mental characteristics as well as the needs of special education students.

- 193.** Seminars on gender equality in employment and sexual harassment prevention are organized each year. They are supplemented by media coverage and websites dedicated to gender equality in employment. The purpose is to promote understanding of the provisions of the Act of Gender Equality in Employment by the general public. Furthermore, related items are included in the scope of labor inspection, as required by this Act, to urge businesses to comply with the relevant provisions.
- 194.** The government uses diverse channels to provide people with legal information regarding marriage, parent-child relationships, and inheritance as stipulated in the parts of the Civil Code on family and succession. The information is disseminated in collaboration with radio stations as well as through animation productions (that can be accessed on the Ministry of Justice website and YouTube). The government also published three comics—on children’s family name, matrimonial property regime, and inheritance of property—which were delivered to government agencies for distribution. In addition, it produced promotional posters on relevant regulations on family, succession, and gender equality for placement in commuter trains operated by the Taiwan Railways Administration.
- 195.** The government shares the experiences and life stories of rehabilitated offenders with the public through various activities, promotional materials, volunteer participation, and media coverage to increase people’s understanding of their plight and associated rights in order to reduce discrimination and prejudice against them.
- 196.** Each year, the Golden Eagle Award is presented to 10 recipients selected through a three-stage review procedure from among outstanding individuals with disabilities who are recommended from all walks of life nationwide. They are recognized for being able to overcome barriers, remain optimistic, make continuous progress, and maintain a proactive attitude. They inspire other people with disabilities to be independent and autonomous, as well as constantly seek improvement. They also promote the general public’s understanding and acceptance of individuals with disabilities, thereby enhancing social harmony.



- 197.** To effectively protect the rights of veterans to education, employment, medical services, nursing, and care, the government promotes related education plans and promotional activities each year through a diverse range of media. From 2015 to 2019, a total of 154 seminars were held for 10,143 participants and employment improved as a total of 37,129 veterans found jobs through the employment assistance program, with the figure for 2019 showing an increase of 5,186 (93%) compared to 2015.
- 198.** The Ministry of Education organizes multiple workshops and training programs to help familiarize educators with the essence and content of the Gender Equity Education Act as well as applicable laws, human rights education issues, and gender equity education. Subsidies have been provided since 2016 for local governments to form gender equity education resource centers and for schools to organize in-service education programs, seminars, and workshops for members of gender equity committees.

**Table 30 UN Human Rights Conventions and Covenants Ratified, Adopted, or  
Incorporated into Domestic Legislation in Taiwan**

No.	Convention	Date and location of establishment	Effective date	Involvement of Taiwan: Date of			Schedule and outcome of internalization as part of domestic law
				Signature	Ratification / acceptance / accession	Deposition ratification / acceptance / accession	
1	International Convention on the Elimination of All Forms of Racial Discrimination (ICERD)	1965/12/21 New York	1969/01/04	1966/03/31	1970/11/14	1970/12/10	The ICERD took effect in Taiwan as a part of domestic legislation on January 9, 1971. It was not incorporated into an implementation act as was the case with other covenants and conventions. A draft of an implementation plan for the International Convention on the Elimination of All Forms of Racial Discrimination was submitted to the Executive Yuan for approval in 2019.
2	International Covenant on Civil and Political Rights	1966/12/19 New York	1976/03/23	1967/10/5	2009/5/14		The covenant and its enforcement act were reviewed and approved by the Legislative Yuan on March 31, 2009. The enforcement act was promulgated by the president on April 22, and the covenant was ratified by the president on May 14, with the enforcement act taking effect on December 10 of the same year.
2-1	First Optional Protocol on the International Covenant on Civil and Political Rights (individual complaints)	1966/12/16 New York	1976/03/23	1967/10/5			
3	International Covenant on Economic, Social and Cultural Rights	1966/12/19 New York	1976/01/03	1967/10/5	2009/5/14		The covenant and its enforcement act were reviewed and approved by the Legislative Yuan on March 31, 2009. The enforcement act was promulgated by the president on April 22, and the covenant was ratified by the president on May 14, with the enforcement

							act taking effect on December 10 of the same year.
4	Convention on the Elimination of All Forms of Discrimination against Women	1979/12/18 New York	1981/09/03			2007/02/09	The convention was reviewed and approved by the Legislative Yuan on January 5, 2007, and the letter of accession to the convention was signed by the president on February 9 of the same year. The enforcement act of the convention was passed at the third reading by the Legislative Yuan on May 20, 2011, promulgated on June 8 of the same year, and enforced on January 1 of the following year.
5	Convention Against Torture and Other Cruel, Inhuman or Degrading Treatment or Punishment	1984/12/10 New York	1987/6/26				
5-1	Optional Protocol on the Convention against Torture and Other Cruel, Inhuman or Degrading Treatment or Punishment	2002/12/18 New York	2006/06/22				Refer to Note 57 of the third national report on the ICCPR.
6	Convention on the Rights of the Child	1989/11/20 New York	1990/09/02				The enforcement act of the convention was passed at the third reading by the Legislative Yuan on May 20, 2014, promulgated on June 4, and enforced on November 20 of the same year.
7	International Convention on the Protection of the Rights of All Migrant Workers and Members of Their Families	1990/12/18 New York	2003/07/01				Refer to Notes 3 and 4 of the Response to the Concluding Observations and Recommendations by international experts on the second national reports on the two covenants.
8	International Convention for the Protection of All Persons from Enforced Disappearance	2006/12/20 Paris	2010/12/23				Refer to Note 5 of the Response to the Concluding Observations and Recommendations by international experts on the initial national reports on the two covenants.
9	Convention on the Rights of	2006/12/13 New York	2008/05/30				The enforcement act of the convention was passed at

	Persons with Disabilities						the third reading by the Legislative Yuan on August 1, 2014, promulgated on August 20, and enforced on December 3 of the same year.
--	---------------------------	--	--	--	--	--	---

Source: Ministry of Foreign Affairs

**Table 31 Other UN-related International Human Rights Conventions Ratified, Adopted, or Incorporated into Domestic Legislation in Taiwan**

No.	Other relevant United Nations human rights convention	Signed	Ratified	Schedule and outcome of internalization as part of domestic law
1	December 7, 1953, amended Slavery Convention by protocol	1953/12/07	1955/12/14	
2	Slavery, Servitude, Forced Labor and Similar Institutions and Practices Convention	1957/05/23	1959/05/28	

Source: Ministry of Foreign Affairs

**Table 32 International Labor Organization Conventions Signed, Ratified, or Acceded to by  
Taiwan**

International Labor Organization Convention	Signed	Ratified	Acceded
Convention Fixing the Minimum Age for Admission of Children to Employment at Sea (No. 7)	Signing not required	1936/10/10	
Convention Concerning Seamen's Articles of Agreement (No. 22)	1936/10/10	1936/12/02	
Convention Concerning the Repatriation of Seamen (No. 26)	1936/10/10	1936/12/02	
Convention Concerning the Minimum Requirement of Professional Capacity for Masters and Officers on Board Merchant Ships (No. 53)	Signing not required	1964/08/25	
Convention Fixing the Minimum Age for the Admission of Children to Employment at Sea (Amended) (No. 58)	Signing not required	1964/10/08	
Convention Fixing the Minimum Age for Admission of Children to Industrial Employment (No. 59)		1940/02/21 International Labor Organization registered the ROC's ratification	1940/02/21
Convention Concerning the Medical Examination of Seafarers (No. 73)	Signing not required	1964/08/25	
Convention Concerning Labor Inspection in Industry and Commerce, 1947 (No. 81)	Signing not required	1961/09/26	1962/02/13
Convention Concerning Crew Accommodation on Board Ship (Amended) (No. 92)	Signing not required	1970/12/23	1971/02/03
Wage Protection Convention (No. 95)	Signing not required	1962/10/22	1962/11/16
Convention Concerning the Application of the Principles of the Right to Organize and to Bargain Collectively, 1949 (No. 98)	Signing not required	1962/09/10	1962/10/11
Equal Remuneration Convention, 1951 (No. 100)	Signing not required	1958/03/01	1958/05/01
Convention Concerning the Abolition of Forced Labour, 1957 (No. 105)	Signing not required	1959/01/23	
Convention Concerning the Protection and Integration of Indigenous and Other Tribal and Semi-Tribal Populations in Independent Countries (No. 107)	Signing not required	1962/09/10	1962/10/11
Convention Concerning Discrimination in Respect of Employment and Occupation, 1958 (No. 111)	Signing not required	1961/08/31	
Convention Concerning the Minimum Age for Admission to Employment as Fishermen (No. 112)	Signing not required	1961/08/31	
Convention Concerning the Medical Examination of Fishermen (No. 113)	Signing not required	1961/08/31	
Convention Concerning Fishermen's Articles of Agreement (No. 114)	Signing not required	1961/08/31	
Final Articles Revision Convention, 1961 (No. 116)		1962/01/22	1962/11/16
Convention Concerning Basic Aims and Standards of Social Policy (No. 117)	Signing not required	1964/10/08	
Convention Concerning Equality of Treatment of Nationals and Non-Nationals in Social Security (No. 118)	Signing not required	1964/10/08	
Convention Concerning the Maximum Permissible Weight to Be Carried by One Worker (No. 127)	Signing not required	1969/12/23	1970/02/02

Source: Ministry of Foreign Affairs

**Table 33 Relevant UN Educational, Scientific, and Cultural Organization Conventions  
Signed, Ratified, or Acceded to by Taiwan**

Relevant UN Educational, Scientific, and Cultural Organization convention	Signed	Ratified	Acceded
Convention against Discrimination in Education	Signing not required	1964/11/16	1965/02/12

Sources: 1. Ministry of Foreign Affairs

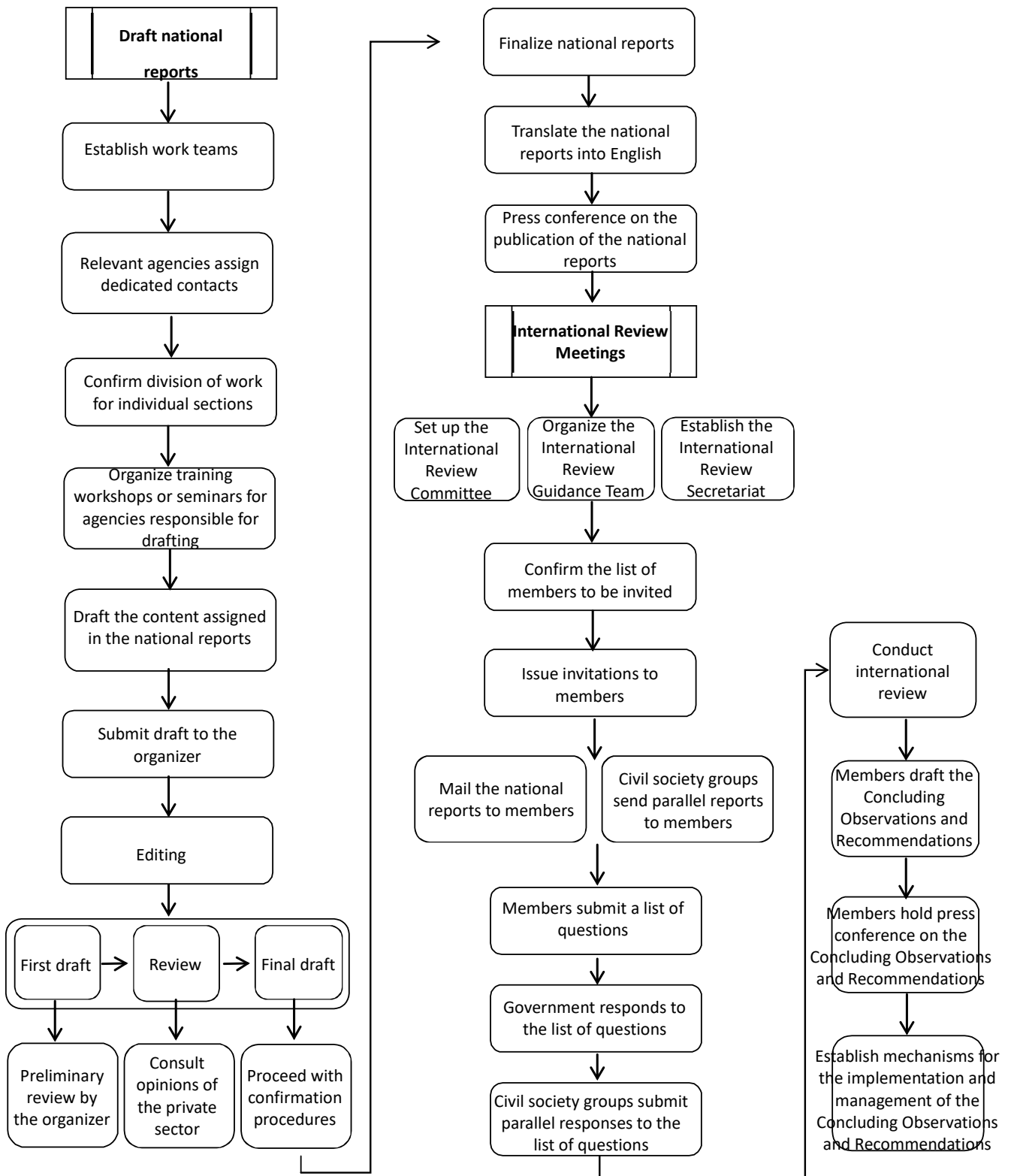
2. Research commissioned by the MOJ: International Convention Adoption Research Report, October 29, 2009.

**Table 34 Hague Conference on Private International Law Conventions Signed,  
Ratified, or Acceded to by Taiwan**

Hague Conference on Private International Law convention	Signed	Ratified	Acceded
Convention on the Recovery Abroad of Maintenance (final act of UN Conference on Maintenance Obligations)	1956/12/04	1957/05/16	1957/06/25
Final Act of the United Nations Conference on Maintenance Obligations/Convention on the Recovery Abroad of Maintenance	1957/05/16	1957/06/25	
1957 Convention on the Nationality of Married Women	1957/02/20	1958/08/12	1958/09/22

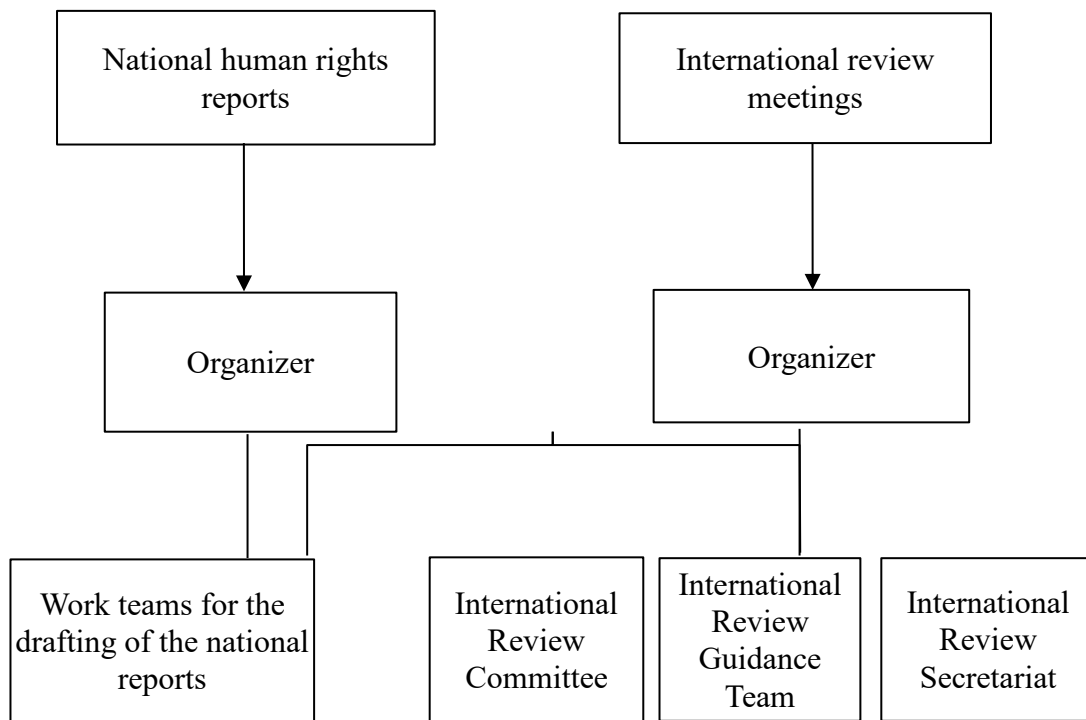
Source: Ministry of Foreign Affairs

**Figure 4 Operating Flowchart for the Drafting of the National Reports on Core Human Rights Covenants and Organization of International Review Meetings**



Source: Ministry of Justice

**Figure 5 Task Assignment for the Drafting of the National Reports on Core Human Rights Covenants and Organization of International Review Meetings**



Source: Ministry of Justice